

Richmond Regional
**Transportation
Planning
Organization**

SUPPORTED BY **PlanRVA**
THE REGIONAL
COMMISSION

Connect RVA 2045



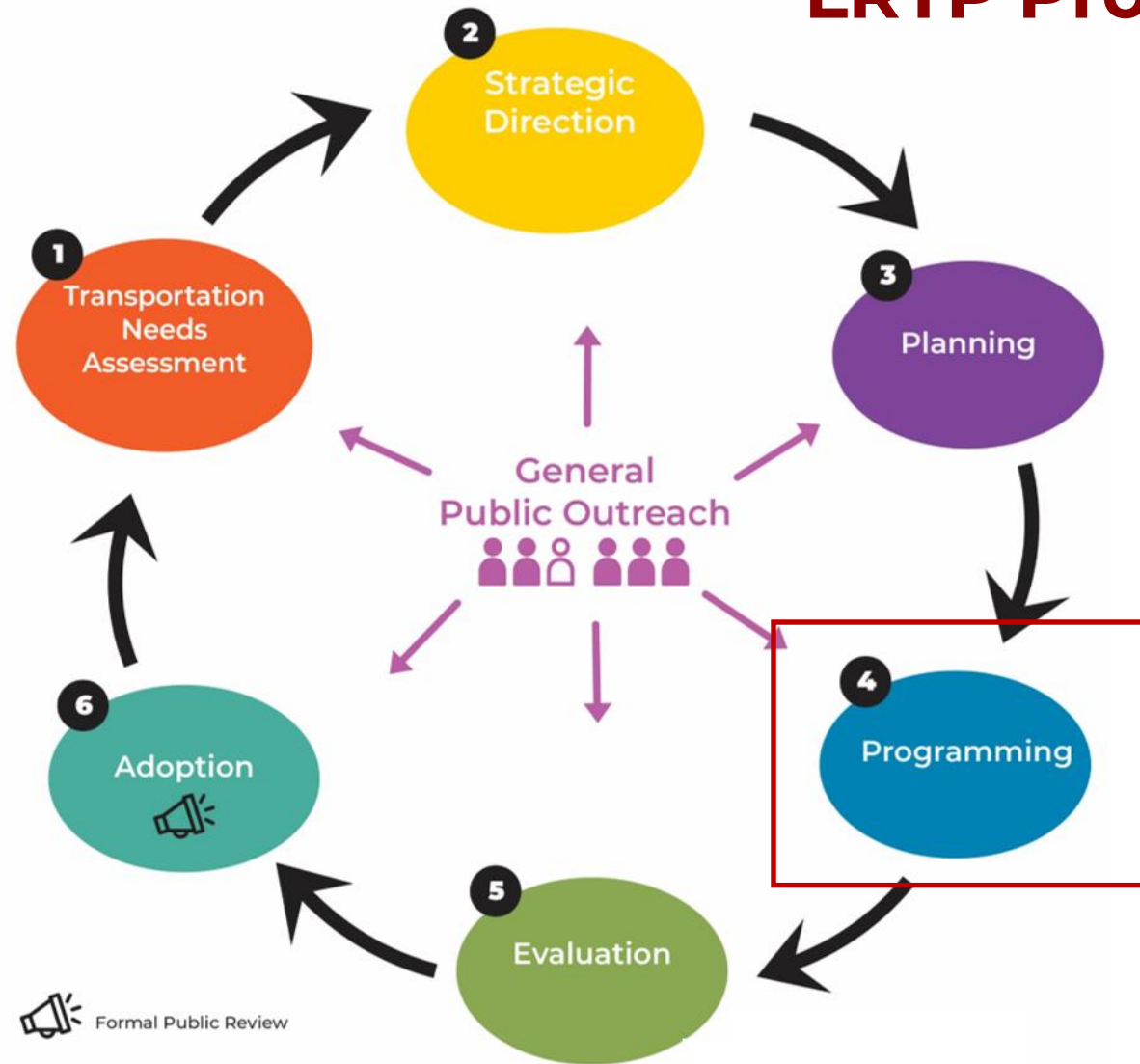
Advisory Committee Meeting

June 24, 2021

4. LRTP Process Update Task 4

Programming

L RTP Process Flow



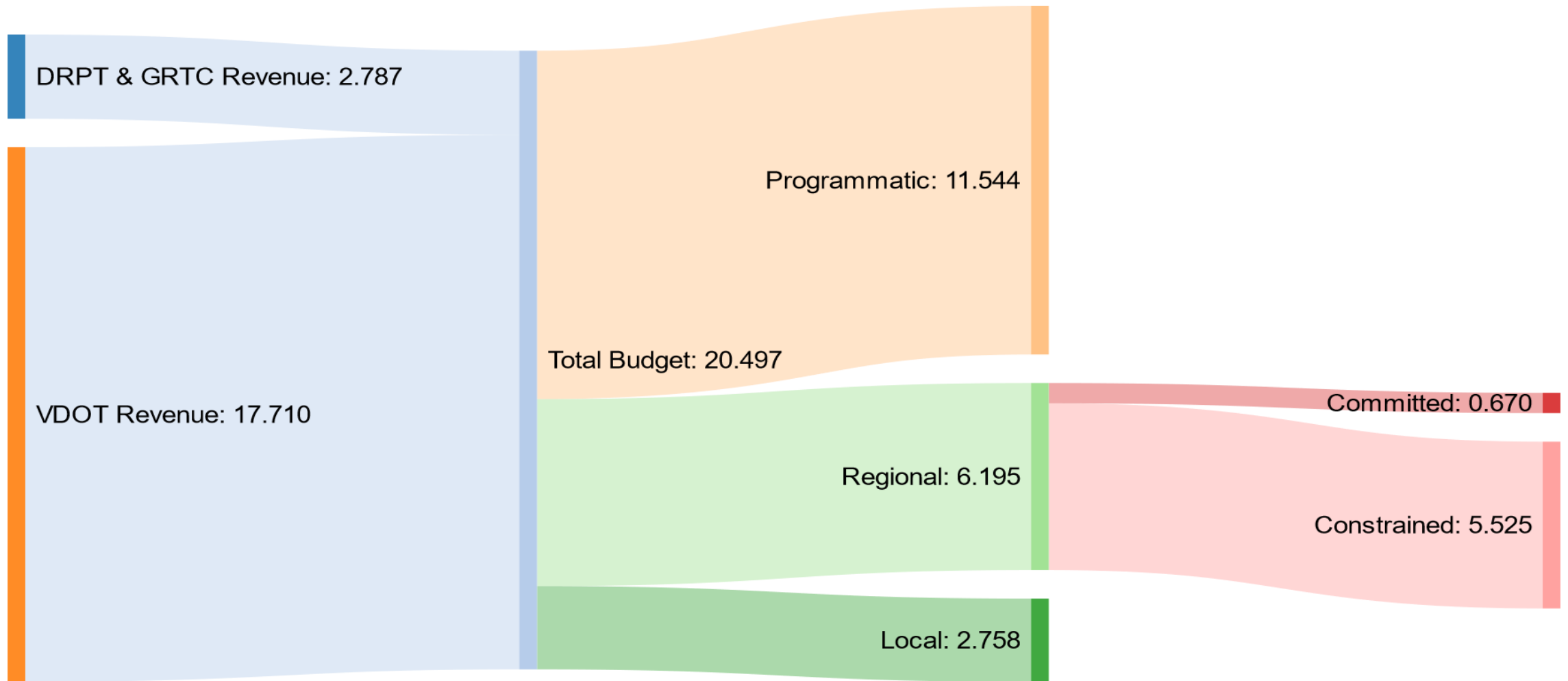
Task 4: Programming

1. Public Comments: Constrained List of Projects
2. Constrained Plan Budget Recap
3. Staff Recommended Constrained List of Projects

Public Comments: Constrained List of Projects

- Comment Period – June 2, 2021, to June 17, 2021
- Comments Received
 - Wikimap – 133
 - Direct Email – 10
 - ConnectRVA 2045 website – 7
 - Total 150 Comments
- Unique Individuals - 39
- Comments can normally be summarized into 3 major categories
 - Support of the Specific Projects (40%)
 - Opposition of the Specific Projects (44%)
 - Generic suggestion/comments/misc. (16%)
- No major support/opposition
- Misinformation

Constrained Plan Budget Recap



Staff Recommended Constrained List of Projects

- Project in the Constrained Plan are normally based on their Scored Rank
- Rank 222 – cutoff rank
- Exceptions
 - Project Added in the Constrained List
 - A few new regionally significant projects were added based on Project Champion's priority. Projects were either swapped for a different project or listed in lieu of the project that went to the committed list.
 - Some projects beyond the cutoff rank were regrouped and swapped for the projects in the constrained plan based on Project Champion's priority.
 - Time Band Swapped
 - To use all Funding Sources
 - To put complementary projects (For e.g., NB and SB sections) in the same Timeband
 - Projects Removed from Constrained list
 - Strong Opposition from the Public or the Project Champion
 - Cumulative Projects (if the first section is not in the constrained list)
 - Not a priority for the Project Champions
 - All BRT Routes Except Route 1 BRT (All Enhanced Transit Routes are in the Constrained Plan)

Staff Recommended Constrained List of Projects

- All Bridge Projects are in the constrained plan
- All but one Active Transportation Projects in the constrained plan
- All Park and Ride Projects in the constrained plan
- All Transit projects (except 4 BRT Routes)in the constrained plan
- Project not in the Constrained List are in the Vision List
 - 1 Active Transportation Projects
 - All Railway Projects
 - All BRT Routes
 - All Highway projects not in the Constrained List
 - Exceptions
 - Regrouped Projects
 - Enhanced Transit Route if the BRT in the same corridor is in the Constrained Plan
 - Project opposed by Project Champions

Staff Recommended Constrained List of Projects

- Projects in the UoP – 268
- Projects in the committed list (not in UoP)- 53
- New Projects -12
 - Regional Highway Projects -4
 - Regional Transit Projects -2
 - Regrouped Projects -3
 - Regional Private/Local Funded Projects- 3
- Projects in the Constrained Plan- 276
 - Constrained List – 194
 - SGR List – 16
 - Private/Local List – 4
 - Committed List – 62 (9 in the UoP)
- Project removed/regrouped-8
- Vision List - 49

Staff Recommended Constrained List of Projects

Time Band	Fiscal Years	# of Projects	Inflated Cost	Flexible Funds	Transit Funds	Active Funds	CMAQ Funds
Committed List							
1	FY22-FY27	62*	\$466,787,410				
Constrained List							
1	FY22-FY27	69	\$669,115,000	\$647,694,562	\$15,786,523	\$5,633,915	\$0
2	FY28-FY33	65	\$1,195,813,000	\$1,116,777,791	\$13,031,461	\$7,418,452	\$58,585,296
3	FY34-FY39	35	\$1,670,164,000	\$1,584,982,539	\$12,152,635	\$8,208,032	\$64,820,794
4	FY40-FY45	25	\$1,987,664,000	\$1,894,895,000	\$12,315,235	\$9,081,650	\$71,372,115
Total (All Time Bands)	FY22-FY45	194	\$5,522,756,000	\$5,244,349,892	\$53,285,854	\$30,342,049	\$194,778,205

SGR Project List				
Time Band	Fiscal Years	# of Projects	Inflated Cost	SGR Funds
NA	NA	16	\$294,408,000	\$294,408,000

Staff Recommended Constrained List of Projects

Time Band 1	Budget	Flexible Funds	Transit Funds	Active Funds	CMAQ Funds
Available	\$ 675,833,227	\$ 654,412,789	\$ 15,786,523	\$ 5,633,915	\$ -
Total	\$ 669,115,000	\$ 647,694,562	\$ 15,786,523	\$ 5,633,915	\$ -
Surplus	\$ 6,718,227	\$ 6,718,227	\$ -	\$ -	\$ -
Time Band 2	Budget	Flexible Funds	Transit Funds	Active Funds	CMAQ Funds
Available	\$ 1,202,979,601	\$ 1,123,944,392	\$ 13,031,461	\$ 7,418,452	\$ 58,585,296
TB1 Carryover	\$ 6,718,227	\$ 6,718,227	\$ -	\$ -	\$ -
Total	\$ 1,195,813,000	\$ 1,116,777,791	\$ 13,031,461	\$ 7,418,452	\$ 58,585,296
Surplus	\$ 13,884,828	\$ 13,884,828	\$ -	\$ -	\$ -
Time Band 3	Budget	Flexible Funds	Transit Funds	Active Funds	CMAQ Funds
Available	\$ 1,680,604,695	\$ 1,595,423,234	\$ 12,152,635	\$ 8,208,032	\$ 64,820,794
TB2 Carryover	\$ 13,884,828	\$ 13,884,828	\$ -	\$ -	\$ -
Total	\$ 1,670,164,000	\$ 1,584,982,539	\$ 12,152,635	\$ 8,208,032	\$ 64,820,794
Surplus	\$ 24,325,523	\$ 24,325,523	\$ -	\$ -	\$ -
Time Band 4	Budget	Flexible Funds	Transit Funds	Active Funds	CMAQ Funds
Available	\$ 1,966,668,715	\$ 1,873,551,866	\$ 12,315,235	\$ 9,081,650	\$ 71,719,964
TB3 Carryover	\$ 24,325,523	\$ 24,325,523	\$ -	\$ -	\$ -
Total	\$ 1,987,664,000	\$ 1,894,895,000	\$ 12,315,235	\$ 9,081,650	\$ 71,372,115
Surplus	\$ 3,330,238	\$ 2,982,389	\$ -	\$ -	\$ 347,849

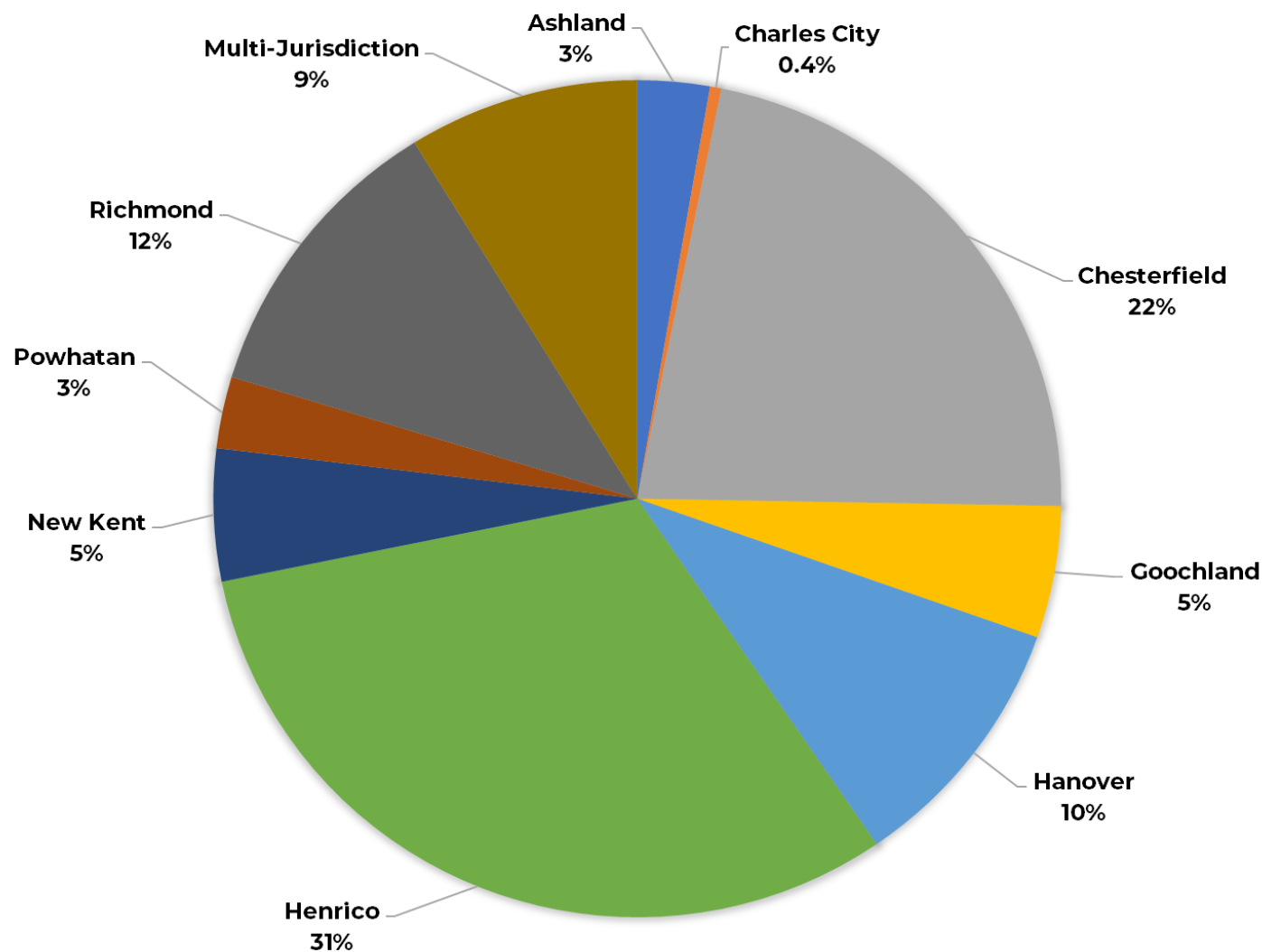
Staff Recommended Constrained List of Projects

Private/Local Funded Project List				
Time Band	Fiscal Years	# of Projects	Inflated Cost	Private/Local Funds
NA	NA	4	\$32,500,000	\$32,500,000

Vision List			
Project Type	# of Projects	Project Total Cost (2020 Dollars)	Project Total Cost (Inflated to 2030 Dollars)
Highway, Transit, Active Transportation and Park and Ride	40	\$ 2,057,899,500	\$ 2,634,288,000
Rail	9	\$ 1,372,940,000	\$ 1,757,480,000
Total	49	\$ 3,430,839,500	\$ 4,391,768,000

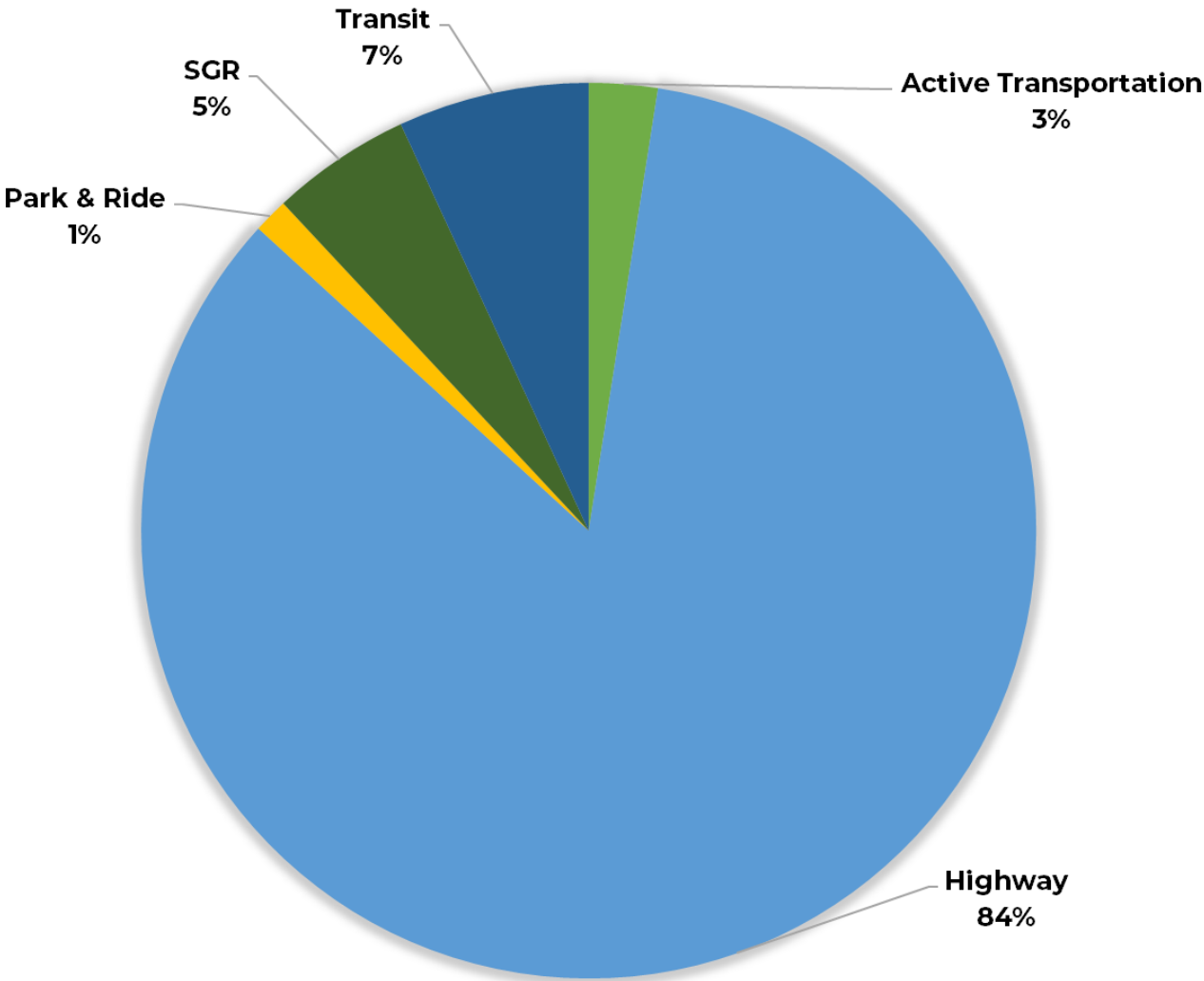
Staff Recommended Constrained List of Projects

CONSTRAINED PLAN FUNDING ALLOCATION BY JURISDICTION



Staff Recommended Constrained List of Projects

CONSTRAINED PLAN FUNDING ALLOCATION BY PROJECT TYPE

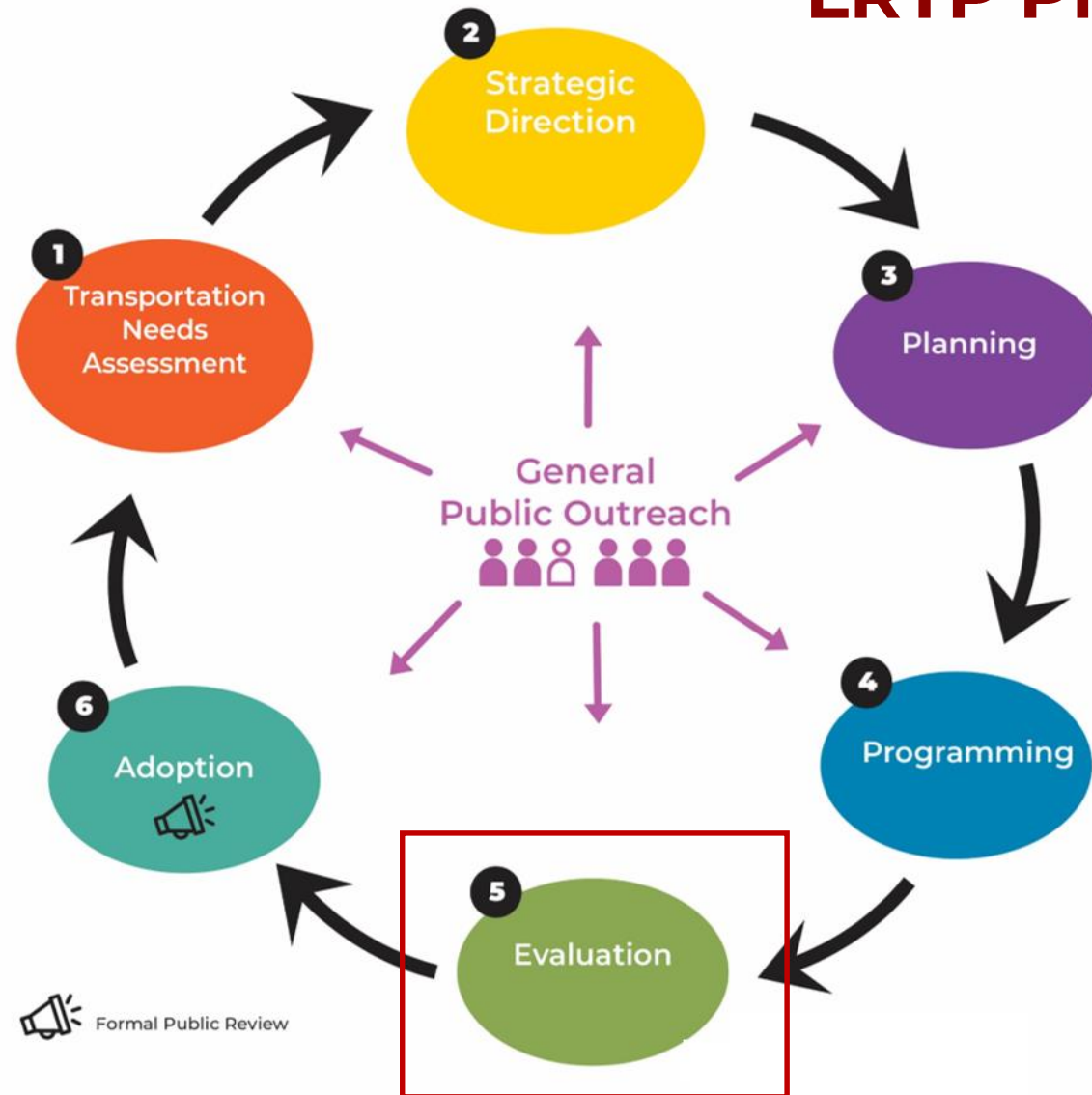


Action Requested

RESOLVED, that the Richmond Regional Transportation Planning Organization (RRTPO) ConnectRVA 2045 (LRTP) Advisory Committee approves the draft Constrained List of Projects as presented by RRTPO Staff.

5. LRTP Process Update Task 5: Evaluation

LRTP Process Flow

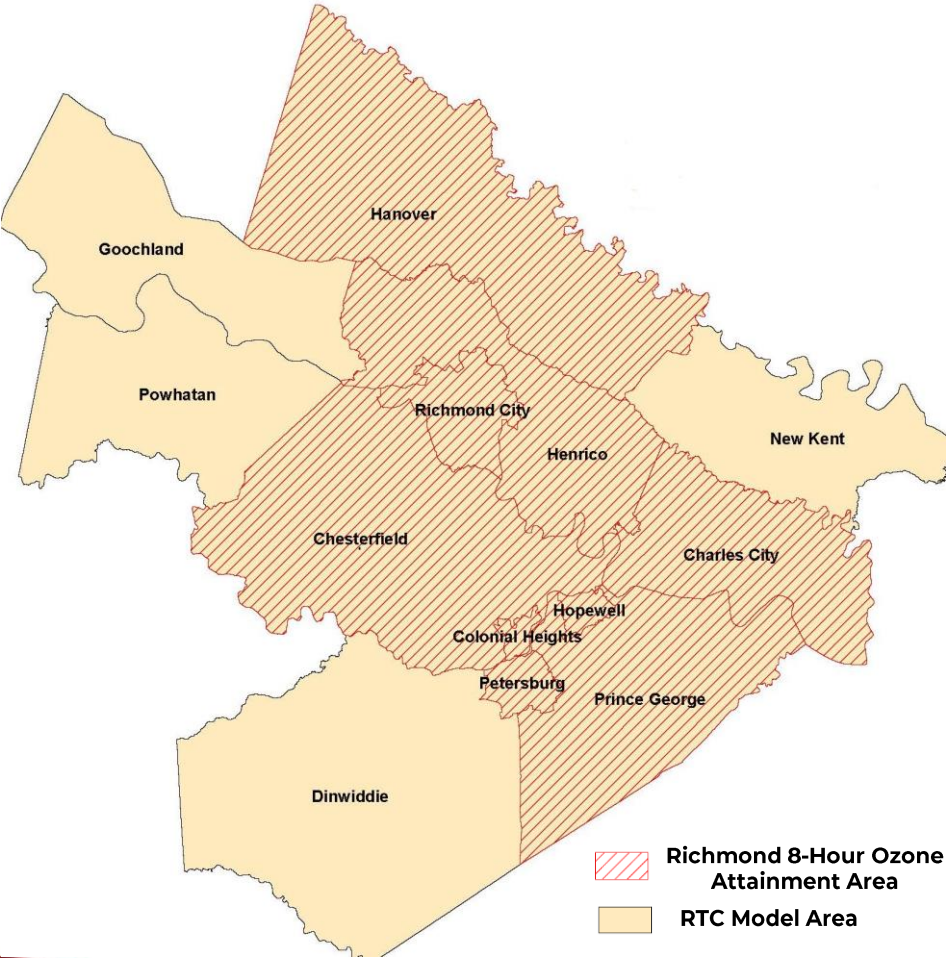


Air Quality Conformity

- Air Quality Conformity is a federal requirement that requires MPOs to ensure that the projects, when considered collectively (in the LRTP & TIP), contribute to the air quality improvement goals as stated in the Clean Air Act Amendments of 1990.
- Richmond/Tri-Cities Area Air under was a maintenance area for the 1997 ozone NAAQS and is in attainment for the 2008 ozone NAAQS when the 1997 ozone NAAQS was revoked.
- United States Court of Appeals for the District of Columbia Circuit in South Coast Air Quality Mgmt. District v. EPA (“South Coast II,” 882 F.3d 1138) held in its decision on February 16, 2018, that transportation conformity determinations must be made in all “orphan” areas nationwide that were either nonattainment or maintenance for the 1997 ozone NAAQS.
- On November 29, 2018, EPA issued South Coast II guidance that says conformity can be demonstrated without a regional emissions analysis in orphan areas.
- Interagency Consultation, Conformity List of projects and a 15-day Public Review period is required.

Air Quality Conformity

Richmond 8-Hour Ozone Attainment Area



Richmond Interagency Consultation Group Members

Agency	Designated Staff
<i>MPO Members</i>	
Charles City County	Ms. Rhonda Russell
Chesterfield County	Ms. Barb Smith
City of Colonial Heights	Mr. Chuck Henley, P.E.
City of Hopewell	Mr. Johnnie Butler
City of Petersburg	Mr. Lionel Lyons
City of Richmond	Ms. Dironna Clark
Hanover County	Mr. Joe Vidunas
Henrico County	Ms. Sharon Smidler
Prince George County	Mr. Horace Wade
Town of Ashland	Ms. Nora Amos
<i>Regional</i>	
Crater Planning District Commission	Mr. Ron Svejkovsky
Greater Richmond Transit Company	Ms. Adrienne Torres
Petersburg Transit	Mr. Charles Koonce
Ridefinders	Mr. John O'Keefe
Richmond Regional Planning District	Mr. Chet Parsons
<i>State</i>	
Dept. of Environmental Quality*	Ms. Sonya Lewis-Cheatham
Dept. of Transportation – Environmental	Mr. Jim Ponticello
Dept. of Rail & Public Transportation	Ms. Tiffany Dubinsky
<i>Federal</i>	
Environmental Protection Agency	Mr. Gregory Becoat
Federal Highway Administration	Mr. Ivan Rucker
Federal Transit Administration	Ms. Melissa McGill-Long

Air Quality Conformity

Regional Conformity Assessment Schedule

Date	Task
July 1st, 2021	RRTPO Policy Board approves fiscally-constrained FY21-24 TIP and 2045 LRTP project list for conformity and authorizes the TAC to approve draft regional conformity assessment for public review
July 7th, 2021	Interagency Consultation Group (ICG) Meeting on FY21-24 TIP and 2045 LRTP regional conformity assessment @ RRPDC Office
July 7th, 2021	RRTPO TAC approves draft regional conformity assessment for public review (following the ICG meeting)
July 7th- July 22nd, 2021	15-day public comment period on draft regional conformity assessment
July 23rd –July 30, 2021	VDOT/PDC staff review and address public comments (if necessary)
August 5th, 2021	RRTPO Policy Board approves final regional conformity assessment for submittal to FHWA
August 9th, 2021	VDOT submits e-copy of final regional conformity assessment to FHWA; 45-day federal review period begins
September 23rd, 2021	Federal Conformity Determination received

Connect RVA 2045



Website

www.connectrva2045.org

Contact Information

ConnectRVA2045@planrva.org

Chet Parsons

cparsons@planrva.org

Sulabh Aryal

saryal@planrva.org