

Central Virginia Transportation Authority
Annual Certification of Expenditures – Fiscal Year 2024
Town of Ashland, Virginia

Central Virginia Transportation Authority (CVTA) member jurisdictions and the Greater Richmond Transit Company (GRTC), which receive revenues from the Central Virginia Transportation Fund (Fund), must annually provide sufficient documentation as required by the CVTA showing that they used the revenues distributed to them under Chapter 37, Title 33.2 of the *Code of Virginia* (§ 33.2-3701) for the purposes set forth therein.

Fund revenues returned to member jurisdictions must be used to improve local mobility, which may include construction, maintenance, or expansion of roads, sidewalks, trails, mobility services, or transit located in the locality.

Fund revenues distributed to GRTC must be used to provide transit and mobility services in Planning District 15.

The Town of Ashland has submitted documentation sufficient to meet the requirements of Chapter 37, Title 33.2 of the *Code of Virginia* (§ 33.2-3701), including its spending plans, quarterly reports to the CVTA, and this Annual Certification Report.

Pursuant to and in compliance with these requirements and in conjunction with the documentation submitted as part of this Annual Certification, I hereby certify, on behalf of the Town of Ashland that all revenues distributed to the Town of Ashland from the Fund were used in compliance with the applicable provisions of Chapter 37, Title 33.2 of the *Code of Virginia* (§ 33.2-3701) as shown by the submitted documentation.



Joshua S. Farrar
Town Manager

Date: 7/16/2024

Central Virginia Transportation Authority
Annual Certification of Expenditures – Fiscal Year 2024
Charles City County, VA

Central Virginia Transportation Authority (CVTA) member jurisdictions and the Greater Richmond Transit Company (GRTC), which receive revenues from the Central Virginia Transportation Fund (Fund), must annually provide sufficient documentation as required by the CVTA showing that they used the revenues distributed to them under Chapter 37, Title 33.2 of the *Code of Virginia* (§ 33.2-3701) for the purposes set forth therein.

Fund revenues returned to member jurisdictions must be used to improve local mobility, which may include construction, maintenance, or expansion of roads, sidewalks, trails, mobility services, or transit located in the locality.

Fund revenues distributed to GRTC must be used to provide transit and mobility services in Planning District 15.

Charles City County, Virginia has submitted documentation sufficient to meet the requirements of Chapter 37, Title 33.2 of the Code of Virginia (§ 33.2-3701), including its spending plans, quarterly reports to the CVTA, and this Annual Certification Report.

Pursuant to and in compliance with these requirements and in conjunction with the documentation submitted as part of this Annual Certification, I hereby certify, on behalf of **Charles City County, Virginia**, that all revenues distributed to **Charles City County, Virginia** from the Fund were used in compliance with the applicable provisions of Chapter 37, Title 33.2 of the *Code of Virginia* (§ 33.2-3701) as shown by the submitted documentation.



Chief Elected Officer or
Chief Administrative Officer

Date: 9/12/2024

Central Virginia Transportation Authority
Annual Certification of Expenditures – Fiscal Year 2024
Chesterfield County

Central Virginia Transportation Authority (CVTA) member jurisdictions and the Greater Richmond Transit Company (GRTC), which receive revenues from the Central Virginia Transportation Fund (Fund), must annually provide sufficient documentation as required by the CVTA showing that they used the revenues distributed to them under Chapter 37, Title 33.2 of the *Code of Virginia* (§ 33.2-3701) for the purposes set forth therein.

Fund revenues returned to member jurisdictions must be used to improve local mobility, which may include construction, maintenance, or expansion of roads, sidewalks, trails, mobility services, or transit located in the locality.

Fund revenues distributed to GRTC must be used to provide transit and mobility services in Planning District 15.

Chesterfield County has submitted documentation sufficient to meet the requirements of Chapter 37, Title 33.2 of the *Code of Virginia* (§ 33.2-3701), including its spending plans, quarterly reports to the CVTA, and this Annual Certification Report.

Pursuant to and in compliance with these requirements and in conjunction with the documentation submitted as part of this Annual Certification, I hereby certify, on behalf of Chesterfield County that all revenues distributed to Chesterfield County from the Fund were used in compliance with the applicable provisions of Chapter 37, Title 33.2 of the *Code of Virginia* (§ 33.2-3701) as shown by the submitted documentation.



7/24/24

Date: _____

County Administrator

**Central Virginia Transportation Authority
Annual Certification of Expenditures**

Goochland County

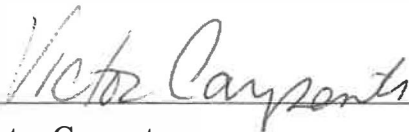
Central Virginia Transportation Authority (CVTA) member jurisdictions and the Greater Richmond Transit Company (GRTC), which receive revenues from the Central Virginia Transportation Fund (Fund), must annually provide sufficient documentation as required by the CVTA showing that they used the revenues distributed to them under Chapter 37, Title 33.2 of the *Code of Virginia* (§ 33.2-3701) for the purposes set forth therein.

Fund revenues returned to member jurisdictions must be used to improve local mobility, which may include construction, maintenance, or expansion of roads, sidewalks, trails, mobility services, or transit located in the locality.

Fund revenues distributed to GRTC must be used to provide transit and mobility services in Planning District 15.

Goochland County has submitted documentation sufficient to meet the requirements of Chapter 37, Title 33.2 of the Code of Virginia (§ 33.2-3701), including its spending plans, quarterly reports to the CVTA, and this Annual Certification Report.

Pursuant to and in compliance with these requirements and in conjunction with the documentation submitted as part of this Annual Certification, I hereby certify, on behalf of Goochland County that all revenues distributed to Goochland County from the Fund were used in compliance with the applicable provisions of Chapter 37, Title 33.2 of the *Code of Virginia* (§ 33.2-3701) as shown by the submitted documentation.



Victor Carpenter
County Administrator

Date: 07-01-24

**Central Virginia Transportation Authority
Annual Certification of Expenditures (FY 24)
Hanover County**


Central Virginia Transportation Authority (CVTA) member jurisdictions and the Greater Richmond Transit Company (GRTC), which receive revenues from the Central Virginia Transportation Fund (Fund), must annually provide sufficient documentation as required by the CVTA showing that they used the revenues distributed to them under Chapter 37, Title 33.2 of the *Code of Virginia* (§ 33.2-3701) for the purposes set forth therein.

Fund revenues returned to member jurisdictions must be used to improve local mobility, which may include construction, maintenance, or expansion of roads, sidewalks, trails, mobility services, or transit located in the locality.

Fund revenues distributed to GRTC must be used to provide transit and mobility services in Planning District 15.

Hanover County has submitted documentation to the CVTA sufficient to meet the requirements of Chapter 37, Title 33.2 of the Code of Virginia (§ 33.2-3701), including its spending plans, quarterly reports, and this Annual Certification of Expenditures.

Pursuant to and in compliance with these requirements and in conjunction with the documentation submitted as part of this Annual Certification for FY 24, I hereby certify, on behalf of Hanover County that all revenues distributed to Hanover County from the Fund were used in compliance with the applicable provisions of Chapter 37, Title 33.2 of the *Code of Virginia* (§ 33.2-3701) as shown by the submitted documentation.



Chief Elected Officer or Chief Administrative Officer

DEPUTY COUNTY ADMINISTRATOR

Date: 8-12-24

Central Virginia Transportation Authority
Annual Certification of Expenditures – Fiscal Year 24
Henrico County


Central Virginia Transportation Authority (CVTA) member jurisdictions and the Greater Richmond Transit Company (GRTC), which receive revenues from the Central Virginia Transportation Fund (Fund), must annually provide sufficient documentation as required by the CVTA showing that they used the revenues distributed to them under Chapter 37, Title 33.2 of the *Code of Virginia* (§ 33.2-3701) for the purposes set forth therein.

Fund revenues returned to member jurisdictions must be used to improve local mobility, which may include construction, maintenance, or expansion of roads, sidewalks, trails, mobility services, or transit located in the locality.

Fund revenues distributed to GRTC must be used to provide transit and mobility services in Planning District 15.

Henrico County has submitted documentation sufficient to meet the requirements of Chapter 37, Title 33.2 of the *Code of Virginia* (§ 33.2-3701), including its spending plans, quarterly reports to the CVTA, and this Annual Certification Report.


Pursuant to and in compliance with these requirements and in conjunction with the documentation submitted as part of this Annual Certification, I hereby certify, on behalf of Henrico County that all revenues distributed to Henrico County from the Fund were used in compliance with the applicable provisions of Chapter 37, Title 33.2 of the *Code of Virginia* (§ 33.2-3701) as shown by the submitted documentation.



John A. Vithoukias, County Manager

Date: 9-18-24

APPROVED AS TO FORM



COUNTY ATTORNEY

**Central Virginia Transportation Authority
Annual Certification of Expenditures**

County of New Kent, Virginia

Central Virginia Transportation Authority (CVTA) member jurisdictions and the Greater Richmond Transit Company (GRTC), which receive revenues from the Central Virginia Transportation Fund (Fund), must annually provide sufficient documentation as required by the CVTA showing that they used the revenues distributed to them under Chapter 37, Title 33.2 of the *Code of Virginia* (§ 33.2-3701) for the purposes set forth therein.

Fund revenues returned to member jurisdictions must be used to improve local mobility, which may include construction, maintenance, or expansion of roads, sidewalks, trails, mobility services, or transit located in the locality.

Fund revenues distributed to GRTC must be used to provide transit and mobility services in Planning District 15.

New Kent County has submitted documentation sufficient to meet the requirements of Chapter 37, Title 33.2 of the Code of Virginia (§ 33.2-3701), including its spending plans, quarterly reports to the CVTA, and this Annual Certification Report.

Pursuant to and in compliance with these requirements and in conjunction with the documentation submitted as part of this Annual Certification, I hereby certify, on behalf of New Kent County that all revenues distributed to New Kent County from the Fund were used in compliance with the applicable provisions of Chapter 37, Title 33.2 of the *Code of Virginia* (§ 33.2-3701) as shown by the submitted documentation.



Chief/Elected Officer or Chief Administrative Officer

Date: 8-16-2024

Central Virginia Transportation Authority
Annual Certification of Expenditures – Fiscal Year 2024
Powhatan County

Central Virginia Transportation Authority (CVTA) member jurisdictions and the Greater Richmond Transit Company (GRTC), which receive revenues from the Central Virginia Transportation Fund (Fund), must annually provide sufficient documentation as required by the CVTA showing that they used the revenues distributed to them under Chapter 37, Title 33.2 of the *Code of Virginia* (§ 33.2-3701) for the purposes set forth therein.

Fund revenues returned to member jurisdictions must be used to improve local mobility, which may include construction, maintenance, or expansion of roads, sidewalks, trails, mobility services, or transit located in the locality.

Fund revenues distributed to GRTC must be used to provide transit and mobility services in Planning District 15.

Powhatan has submitted documentation sufficient to meet the requirements of Chapter 37, Title 33.2 of the *Code of Virginia* (§ 33.2-3701), including its spending plans, quarterly reports to the CVTA, and this Annual Certification Report.

Pursuant to and in compliance with these requirements and in conjunction with the documentation submitted as part of this Annual Certification, I hereby certify, on behalf of Powhatan that all revenues distributed to Powhatan from the Fund were used in compliance with the applicable provisions of Chapter 37, Title 33.2 of the *Code of Virginia* (§ 33.2-3701) as shown by the submitted documentation.



Date: 8/30/2024

County Administrator

Central Virginia Transportation Authority
Annual Certification of Expenditures – Fiscal Year -2024
City of Richmond


Central Virginia Transportation Authority (CVTA) member jurisdictions and the Greater Richmond Transit Company (GRTC), which receive revenues from the Central Virginia Transportation Fund (Fund), must annually provide sufficient documentation as required by the CVTA showing that they used the revenues distributed to them under Chapter 37, Title 33.2 of the *Code of Virginia* (§ 33.2-3701) for the purposes set forth therein.

Fund revenues returned to member jurisdictions must be used to improve local mobility, which may include construction, maintenance, or expansion of roads, sidewalks, trails, mobility services, or transit located in the locality.

Fund revenues distributed to GRTC must be used to provide transit and mobility services in Planning District 15.

City of Richmond has submitted documentation sufficient to meet the requirements of Chapter 37, Title 33.2 of the *Code of Virginia* (§ 33.2-3701), including its spending plans, quarterly reports to the CVTA, and this Annual Certification Report.

Pursuant to and in compliance with these requirements and in conjunction with the documentation submitted as part of this Annual Certification, I hereby certify, on behalf of the City of Richmond that all revenues distributed to the City of Richmond from the Fund were used in compliance with the applicable provisions of Chapter 37, Title 33.2 of the *Code of Virginia* (§ 33.2-3701) as shown by the submitted documentation.



Date: 9/10/24

Chief Administrative Officer

CVTA Quarterly Expenditures

As of June 30, 2024

Jurisdiction	UPC or other	Project Name	Funding Source	CVTA Appropriation	Previous CVTA Expenditures	Expenditures					CVTA Expenditures LTD
						FY24	Q1 FY24	Q2 FY24	Q3 FY24	Q4 FY24	
Chesterfield	11187C1	Unallocated	Multiple	\$ 3,081,458		\$ -					\$ -
Chesterfield	11817C1	Nash Road	Multiple	\$ 10,000,000	\$ 296,877	\$ 1,563,250				\$ 1,563,250	\$ 1,860,127
Chesterfield	11831C2	Woolridge Road	Multiple	\$ 6,916,000	\$ 358,052	\$ -					\$ 358,052
Chesterfield	11891C1	Otterdale Widening	Multiple	\$ 5,927,464	\$ 5,927,464	\$ -					\$ 5,927,464
Chesterfield	11948C1	Otterdale Drainage	Multiple	\$ 1,400,000		\$ 722,652				\$ 722,652	\$ 722,652
Chesterfield	11960C1	Woolridge Road	CVTA	\$ 12,450,000	\$ 1,023,185	\$ 393,366	\$ 38,480	\$ 270,628	\$ 36,575	\$ 47,683	\$ 1,416,551
Chesterfield	11963C1	Powhite Parkway Extension	CVTA	\$ 43,099,735	\$ 1,892,955	\$ 68,653		\$ 24,581	\$ 10,703	\$ 33,369	\$ 1,961,608
Chesterfield	11964C1	Centralia Road/Old Wrexham Road	CVTA	\$ 5,000,000	\$ 214,283	\$ 29,397		\$ 5,995	\$ 4,772	\$ 18,630	\$ 243,680
Chesterfield	11965C1	Route 10	CVTA	\$ 450,000	\$ 399,405	\$ 18,384		\$ 11,737		\$ 6,647	\$ 417,789
Chesterfield	11965C2	Route 10	CVTA	\$ 10,813,500		\$ 220,697			\$ 14,839	\$ 205,858	\$ 220,697
Chesterfield	11966C1	I-95/Willis Road Interchange	CVTA	\$ 2,000,000	\$ 831,461	\$ 15,268		\$ 5,041	\$ 2,000	\$ 8,227	\$ 846,729
Chesterfield	12037C1	360 at Turner Rd Ped Improvement	CVTA	\$ 2,400,000		\$ 51,635			\$ 3,404	\$ 48,231	\$ 51,635
Chesterfield	12062C1	Route 60 Village Enhancement	CVTA	\$ 4,000,000		\$ 10,788			\$ 5,526	\$ 5,262	\$ 10,788
Goochland	NA	CVTA Application Assistance	CVTA	\$ 34,000		\$ 34,000	\$ 34,000				\$ 34,000
Goochland	NA	Smart Scale Application Assistance	CVTA	\$ 167,557		\$ 167,557		\$ 167,557			\$ 167,557
Goochland	NA	BLA for Fairground Rd Extension	CVTA	\$ 2,000		\$ 2,000		\$ 750	\$ 360	\$ 890	\$ 2,000
Goochland	NA	Bridge Replacement Analysis	CVTA	\$ 36,000		\$ 36,000				\$ 36,000	\$ 36,000
Goochland	NA	Rockville Rd Concepts	CVTA	\$ 11,285		\$ 8,452			\$ 1,847	\$ 6,605	\$ 8,452
Goochland		Transportation Project Priority Update	CVTA	\$ 42,518.00		\$ -					\$ -
Goochland	NA	Smart Scale Application Assistance	CVTA	\$ 4,000		\$ -					\$ -
Goochland	NA	Rte 522 Crosswalk Study	CVTA	\$ 19,293		\$ 12,620			\$ 12,620		\$ 12,620
Goochland	NA	Bulldog Way Improvements	Multiple	\$ 2,000,000		\$ -					\$ -
Goochland	123290	Oilville Rd/I-64 Interchange	Multiple	\$ 662,957		\$ 417,500				\$ 417,500	\$ 417,500
Goochland		Fairground Rd/Maidens Rd Roundabout	Multiple	\$ 2,000,000.00		\$ -					\$ -
Hanover	13551	Rt. 360 / Lee Davis Rd	Multiple	\$ 7,800,000	\$ 9,157	\$ 5,669,773	\$ 51,427	\$ 16,907	\$ 4,429,760	\$ 1,171,679	\$ 5,678,930
Hanover	NA	Rt. 301	CVTA	\$ 5,000,000	\$ 149,536	\$ 2,690	\$ 2,018	\$ 673	\$ -	\$ -	\$ 152,226
Hanover	NA	Rt. 1 / Rt. 30	CVTA	\$ 1,465,570	\$ 220,767	\$ 93,507	\$ 22,938	\$ 27,941	\$ 34,271	\$ 8,357	\$ 314,274
Hanover	NA	Lewistown Rd / Ashcake Rd	CVTA	\$ 6,785,000	\$ 513,381	\$ 190,926	\$ 75,652	\$ 61,765	\$ 50,589	\$ 2,921	\$ 704,307
Hanover	NA	Rt. 360 / Cold Harbor Rd / Atlee Rd	CVTA	\$ 5,660,000	\$ 282,444	\$ 128,621	\$ 92,385	\$ 17,011	\$ 10,233	\$ 8,992	\$ 411,065
Hanover	109260	Pole Green Rd	Multiple	\$ 22,140,000	\$ -	\$ -	\$ -				\$ -
Hanover	121732	Creighton Rd-Pkwy / Walnut Grove Rd	CVTA	\$ 2,855,000	\$ 117,166	\$ 350,473	\$ 148,999	\$ 77,401	\$ 84,710	\$ 39,363	\$ 467,639
Hanover	115195	Atlee Station Rd (Ph. 2)	Multiple	\$ 5,000,000	\$ -	\$ -	\$ -				\$ -
Hanover	NA	Greenwood Church Rd/Blanton Rd/Ashland Rd/Ashcake Rd	CVTA	\$ 7,499,000	\$ -	\$ 86,795	\$ -	\$ -	\$ 12,254	\$ 74,541	\$ 86,795
Hanover	NA	Rt. 54 / Goddins Hill Rd	Multiple	\$ 5,052,000	\$ -	\$ -	\$ -	\$ -	\$ -	\$ -	\$ -
Hanover	121401	Atlee Station Rd (Ph. 3)	Multiple	\$ 24,795,770	\$ -	\$ -	\$ -	\$ -	\$ -	\$ -	\$ -
Hanover	NA	Creighton Rd	CVTA	\$ 4,217,000	\$ -	\$ -	\$ -	\$ -	\$ -	\$ -	\$ -

CVTA Quarterly Expenditures

As of June 30, 2024

Jurisdiction	UPC or other	Project Name	Funding Source	CVTA Appropriation	Previous CVTA Expenditures	Expenditures					CVTA Expenditures LTD
						FY24	Q1 FY24	Q2 FY24	Q3 FY24	Q4 FY24	
Hanover	NA	Atlee Rd / Mechanicsville Elementary School	CVTA	\$ 1,822,000	\$ -	\$ -	\$ -	\$ -	\$ -	\$ -	\$ -
Hanover	NA	Meadowbridge Rd / Atlee Rd	CVTA	\$ 15,000,000	\$ -	\$ -	\$ -	\$ -	\$ -	\$ -	\$ -
Hanover	NA	Pouncey Tract Rd / Ashland Rd	CVTA	\$ 10,000,000	\$ -	\$ -	\$ -	\$ -	\$ -	\$ -	\$ -
Hanover	NA	Route 360 / Walnut Grove Rd	CVTA	\$ 10,000,000	\$ -	\$ -	\$ -	\$ -	\$ -	\$ -	\$ -
Hanover	NA	Route 33 (Phase 1)	CVTA	\$ 35,000,000	\$ -	\$ -	\$ -	\$ -	\$ -	\$ -	\$ -
Hanover	NA	Project Development	CVTA	\$ 450,000	\$ -	\$ -	\$ -	\$ -	\$ -	\$ -	\$ -
Hanover	120331	Trench Widen & Paving Rehab (Various Routes)	CVTA	\$ 42,000,000	\$ 2,677,158	\$ 2,677,158	\$ -	\$ -	\$ -	\$ 2,677,158	\$ 5,354,315
Hanover	NA	Bike/Ped. Improvements	CVTA	\$ 1,046,000	\$ -	\$ -	\$ -	\$ -	\$ -	\$ -	\$ -
Hanover	NA	Paper Steets - Paving & Maintenance	CVTA	\$ 150,000	\$ 24,662	\$ 4,755	\$ -	\$ -	\$ 4,755	\$ -	\$ 29,417
Hanover	NA	Economic Development Road Improvements	CVTA	\$ 12,000,000	\$ -	\$ -	\$ -	\$ -	\$ -	\$ -	\$ -
Hanover	NA	Railroad X-ing Safety Improvements	Multiple	\$ 100,000	\$ -	\$ -	\$ -	\$ -	\$ -	\$ -	\$ -
Hanover	NA	Vaughan Rd Overpass & Extension	Multiple	\$ 1,000,000	\$ -	\$ -	\$ -	\$ -	\$ -	\$ -	\$ -
Hanover	121413	Cool Spring Elementary School Ped. Imprv.	Multiple	\$ 51,000	\$ 8,542	\$ 12,781	\$ 3,902	\$ 245	\$ 6,505	\$ 2,129	\$ 21,323
Hanover	NA	Rt. 301 & Hanover Courthouse TAP Application	CVTA	\$ 7,860	\$ -	\$ 7,860	\$ 7,860	\$ -	\$ -	\$ -	\$ 7,860
Hanover	NA	Rt. 1 /Old Ridge Rd Traffic Signal Warrant Analysis	CVTA	\$ 3,959	\$ 2,339	\$ 1,188	\$ 1,188	\$ -	\$ -	\$ -	\$ 3,527
Hanover	NA	Engineering Support FTE	CVTA	\$ 1,000,000	\$ -	\$ -	\$ -	\$ -	\$ -	\$ -	\$ -
Hanover	NA	Training	CVTA		\$ -	\$ 4,500				\$ 4,500	\$ 4,500
Henrico	09487	Airport Drive Sidewalk (2)	CVTA	Grouped	\$ 20,363	\$ 121,667	\$ 91,192	\$ 9,382	\$ 9,954	\$ 11,140	\$ 142,030
Henrico	08757	Bethlehem Road Improvements	CVTA	\$ 4,750,000	\$ 77,144	\$ 241,002	\$ 9,980	\$ 56,042	\$ 124,363	\$ 50,618	\$ 318,146
Henrico	08924	Bremo Road Sidewalk (2)	CVTA	Grouped	\$ 465,031	\$ 10,640	\$ 4,560	\$ 4,560	\$ 1,520		\$ 475,671
Henrico	08830	Brooks Road Improvements (2)	CVTA	Grouped		\$ 110,274	\$ 43,151	\$ 51,329	\$ 11,094	\$ 4,700	\$ 110,274
Henrico	01047	Causeway Dr Sidewalk	CVTA	\$ 120,000	\$ 200,101	\$ -					\$ 200,101
Henrico	09102	Church Rd Safety & Mobility Improvements	CVTA	\$ 2,000,000	\$ (28,945)	\$ -					\$ (28,945)
Henrico	08893	Church Road Sidewalks (2)	CVTA	Grouped		\$ 305,690	\$ 303,926	\$ 1,764			\$ 305,690
Henrico	09032	Construction Engineer Inspection Services	CVTA	\$ 4,190,000	\$ 549,892	\$ 257,751	\$ 57,027	\$ 46,107	\$ 78,399	\$ 76,218	\$ 807,643
Henrico	06837	Countywide Pedestrian Improvements	CVTA	\$ 15,655,300	\$ 904,755	\$ 351,957	\$ 58,768	\$ 48,643	\$ 41,231	\$ 203,315	\$ 1,256,712
Henrico	09389	Countywide Pedestrian Intersection Improvements	CVTA	Grouped		\$ -					\$ -
Henrico	09055	Countywide Safety Improvements	CVTA	\$ 2,250,000	\$ 879,657	\$ 2,598,260	\$ 434,215	\$ 605,368	\$ 906,991	\$ 651,685	\$ 3,477,917
Henrico	09054	Countywide Structural Calming Improvements	CVTA	\$ 2,250,000	\$ 815,657	\$ 2,051,077	\$ 826,976	\$ 769,035	\$ 222,764	\$ 232,303	\$ 2,866,734
Henrico	00985	Creighton Road Improvements	CVTA	\$ 4,650,891		\$ 9,276,608	\$ 2,949,570	\$ 1,146,091	\$ 2,636,590	\$ 2,544,356	\$ 9,276,608
Henrico	9602	Crosswalk Route 5 at First Colonial Parkway (2)	CVTA	Grouped		\$ 10,828			\$ 10,828		\$ 10,828

CVTA Quarterly Expenditures

As of June 30, 2024

Jurisdiction	UPC or other	Project Name	Funding Source	CVTA Appropriation	Previous CVTA Expenditures	Expenditures					CVTA Expenditures LTD
						FY24	Q1 FY24	Q2 FY24	Q3 FY24	Q4 FY24	
Henrico	09036	Darbytown Rd/Turner Rd Modular Roundabout	CVTA	\$ 500,000		\$ 538,393		\$ 434,766	\$ 103,627		\$ 538,393
Henrico	9597	Darbytown Rd Pedestrian Improvements	CVTA	Grouped		\$ 151,970		\$ 639	\$ 117,969	\$ 33,362	\$ 151,970
Henrico	09489	Doran Roundabout(2)	CVTA	Grouped	\$ 27,918	\$ 132,958	\$ 85,879		\$ 10,070	\$ 37,009	\$ 160,876
Henrico	08481	East Laburnum Sidewalk(2)	CVTA	Grouped		\$ 164,873	\$ 78,082	\$ 26,715	\$ 38,031	\$ 22,046	\$ 164,873
Henrico	9526	East Laburnum Ave Pedestrian Improvements	CVTA	Grouped		\$ 89,834		\$ 4,225	\$ 54,502	\$ 31,107	\$ 89,834
Henrico	09450	Eastridge Road Sidewalk (2)	CVTA	Grouped	\$ 11,517	\$ 47,647		\$ 19,318		\$ 28,329	\$ 59,164
Henrico	09015	Fall Line Trail	CVTA	\$ 7,630,000	\$ 2,319,818	\$ 1,809,890	\$ 402,123	\$ 651,704	\$ 275,174	\$ 480,889	\$ 4,129,708
Henrico	09501	Forest Avenue Pedestrian Improvements (2)	CVTA	Grouped		\$ 23,419	\$ 11,510	\$ 8,697	\$ 2,551	\$ 661	\$ 23,419
Henrico	08997	Four Mile Creek (Restrooms)	CVTA	\$ 314,700	\$ 414,646	\$ -					\$ 414,646
Henrico	08784	Gaskins Rd/Quicoccasin Rd	CVTA	\$ 200,000		\$ -					\$ -
Henrico	08824	Gaskins Road Sidewalk	CVTA	\$ 200,000		\$ -					\$ -
Henrico	08366	Gay Avenue Sidewalk	CVTA	\$ 1,210,000	\$ 190,639	\$ -					\$ 190,639
Henrico	09460	Glen Allen HS Intersection Improvements (2)	CVTA	Grouped	\$ 22,300	\$ 38,103		\$ 9,217	\$ 28,885		\$ 60,403
Henrico	08996	Glover Park Access Road	CVTA	\$ 3,680,000	\$ 142,708	\$ 114,696	\$ 87,538	\$ 8,986	\$ 10,476	\$ 7,697	\$ 257,404
Henrico	09570	Greenwood Glen and Magnolia Ridge Connector Trail (2)	CVTA	Grouped		\$ 101,221	\$ 727	\$ 4,057	\$ 47,688	\$ 48,750	\$ 101,221
Henrico	06633	Greenwood Road Improvements	CVTA	\$ 1,325,000	\$ 256,329	\$ 136,756	\$ 52,940	\$ 17,510	\$ 6,066	\$ 60,240	\$ 393,085
Henrico	09439	GRTC Bus Stop Improvements (2)	CVTA	Grouped	\$ (11,725)	\$ 21,470		\$ 21,470			\$ 9,745
Henrico	09034	Horsepen Rd/Glenside Drive	CVTA	\$ 590,000	\$ 1,163,108	\$ 70,481	\$ 70,481				\$ 1,233,589
Henrico	8756	Hungary Road Sidewalk	CVTA			\$ 27,868				\$ 27,868	\$ 27,868
Henrico	09227	Kingsridge Parkway Pedestrian Improvements	CVTA	\$ 700,000		\$ 110,584	\$ 216	\$ 51,668	\$ 42,795	\$ 15,904	\$ 110,584
Henrico	9424	Laburnum Avenue Rte 5 Intersection Improvements	CVTA			\$ 1,841				\$ 1,841	\$ 1,841
Henrico	09440	Liesfeld Farm Drive (2)	CVTA	Grouped	\$ 100,979	\$ 355,800	\$ 51,327	\$ 109,568	\$ 107,205	\$ 87,699	\$ 456,779
Henrico	08164	Magellan Parkway	CVTA	\$ 16,010,000	\$ 810,678	\$ 1,211,406	\$ 547,584	\$ 157,619	\$ 393,102	\$ 113,101	\$ 2,022,084
Henrico	09388	Maude Trevette Elementary Sidewalk (2)	CVTA	Grouped	\$ 48,693	\$ 65,680	\$ 1,661	\$ 18,706	\$ 2,422	\$ 42,890	\$ 114,373
Henrico	09500	Mayland Safety Improvements (2)	CVTA	Grouped		\$ 10,260		\$ 4,352		\$ 5,908	\$ 10,260
Henrico	09106	Messer Road Trail	CVTA	\$ 400,000	\$ 58,951	\$ 121,838	\$ 33,855	\$ 73,614	\$ 1,892	\$ 12,477	\$ 180,789
Henrico	09287/09267	Mill Road Improvements	CVTA	\$ 750,000	\$ 2,724,028	\$ 316,556	\$ 315,631	\$ 925			\$ 3,040,584
Henrico	9596	Mt Olive Road Realignment	CVTA	Grouped		\$ 104,284		\$ 3,367	\$ 35,844	\$ 65,073	\$ 104,284
Henrico	09035	N. Gayton Rd Bike/Ped Improvements	CVTA	\$ 750,000	\$ 60,459	\$ 299,122	\$ 213,001	\$ 1,198	\$ 84,860	\$ 63	\$ 359,581
Henrico	09522	N. Laburnum Avenue Ped & Transit Improvements (2)	CVTA	Grouped		\$ 220,901	\$ 2,352	\$ 116,026	\$ 65,112	\$ 37,411	\$ 220,901
Henrico	9387	North/South Laburnum Avenue Sidewalk	CVTA	Grouped		\$ 4,669		\$ 4,669			\$ 4,669
Henrico	09449	N. Parham Road Sidewalk Phase III (2)	CVTA	Grouped	\$ 9,478	\$ 108,690	\$ 54,557	\$ 23,046		\$ 31,087	\$ 118,168
Henrico	9614	Nuckols Trail	CVTA	Grouped		\$ 51,664		\$ 4,000		\$ 47,664	\$ 51,664
Henrico	08478	Nuckols Road Left Turn Land Phase II	CVTA	\$ 550,000	\$ 2,794	\$ -					\$ 2,794

CVTA Quarterly Expenditures

As of June 30, 2024

Jurisdiction	UPC or other	Project Name	Funding Source	CVTA Appropriation	Previous CVTA Expenditures	Expenditures					CVTA Expenditures LTD
						FY24	Q1 FY24	Q2 FY24	Q3 FY24	Q4 FY24	
Henrico	09490	Nuckols Road Pedestrian Improvements (2)	CVTA	Grouped		\$ 83,249	\$ 1,015		\$ 58,603	\$ 23,631	\$ 83,249
Henrico	09437	Parham Road Intersection Improvements (2)	CVTA	Grouped	\$ 72,012	\$ 143,433	\$ 72,243	\$ 29,917	\$ 15,990	\$ 25,282	\$ 215,445
Henrico	09284	Pavement Reclamation	CVTA	\$ 3,000,000		\$ 3,028,848	\$ 789,618	\$ 1,797,926	\$ 307,819	\$ 133,485	\$ 3,028,848
Henrico	09107	Raintree Drive Sidewalk	CVTA	\$ 130,000	\$ 42,131	\$ 27,920	\$ 2,100	\$ 5,050	\$ 20,770		\$ 70,051
Henrico	28001	Richmond-Henrico Turnpike	CVTA	Grouped		\$ 688,981			\$ 688,981		\$ 688,981
Henrico	611	Sadler Road	CVTA			\$ 205,167				\$ 205,167	\$ 205,167
Henrico	08882	Sadler Place Roundabout	CVTA	\$ 600,000	\$ 46,495	\$ -					\$ 46,495
Henrico	09288	Sadler Road/Sadler Place Improvements	CVTA	\$ 3,825,000		\$ 160,610	\$ 49,902	\$ 70,978	\$ 30,300	\$ 9,430	\$ 160,610
Henrico	08163	Safety Studies	CVTA	\$ 2,025,264	\$ 631,614	\$ 1,909,563	\$ 277,791	\$ 315,998	\$ 284,507	\$ 1,031,267	\$ 2,541,177
Henrico	08150	Short Pump Area/ North Gayton Interchange Study	CVTA	\$ 600,000	\$ 131,612	\$ -					\$ 131,612
Henrico	9594	St Charles Road Extension	CVTA	Grouped		\$ 261,200		\$ 45,110	\$ 55,318	\$ 160,773	\$ 261,200
Henrico	08276	St Claire Lane Sidewalk	CVTA	\$ 2,300,000	\$ 1,358,031	\$ 835,604	\$ 210,865	\$ 624,739			\$ 2,193,635
Henrico	09493	Staples Mill & Old Staples Mill Intersection Improvements (2)	CVTA	Grouped	\$ 25,314	\$ 51,231	\$ 29,334	\$ 14,908	\$ 6,989		\$ 76,545
Henrico	09488	Staples Mill Sidewalk (2)	CVTA	Grouped	\$ 58,755	\$ 15,704	\$ 15,704				\$ 74,459
Henrico	9566	Staples Mill Road Pedestrian Improvements	CVTA	Grouped		\$ 144,175		\$ 38,917	\$ 47,239	\$ 58,020	\$ 144,175
Henrico	23005	Taylor Farm Park Shared Use Path	CVTA	\$ 2,088,000		\$ -					\$ -
Henrico	09446	Thalbro Street and Maywill Sidewalk(2)	CVTA	Grouped	\$ 41,254	\$ 175,378	\$ 108,696	\$ 48,109	\$ 10,044	\$ 8,528	\$ 216,632
Henrico	9321	Three Chopt Area Park and Road Improvements	CVTA	Grouped		\$ 1,981			\$ 1,981		\$ 1,981
Henrico	09108	VCC Connector	CVTA	\$ 400,000	\$ 61,652	\$ 198,631	\$ 90,802	\$ 30,151	\$ 39,937	\$ 37,742	\$ 260,283
Henrico	09286	Whiteside Road Roundabout	CVTA	\$ 2,500,000	\$ 2,457,382	\$ 52,731	\$ 49,902	\$ 2,829			\$ 2,510,113
Henrico	06851	Wilkinson Bridge Reconstruction	CVTA	\$ 5,965,845		\$ 2,042,010		\$ 922,705	\$ 1,119,305		\$ 2,042,010
Henrico	09447	Winfrey Road Pedestrian Improvements(2)	CVTA	Grouped	\$ 26,750	\$ 50,499	\$ 3,678	\$ 21,749	\$ 25,072		\$ 77,249
Henrico	09285	Woodman Road Improvements	CVTA	\$ 4,400,000		\$ 891,409	\$ 425,250	\$ 251,874	\$ 130,856	\$ 83,429	\$ 891,409
New Kent	NA	County Litter Pick-Up	CVTA	\$ 60,000	\$ 52,304	\$ 37,428	\$ 12,476	\$ 12,476	\$ 12,476		\$ 89,732
New Kent	NA	Bay Transit	CVTA	\$ 65,576		\$ 65,576	\$ 16,394	\$ 16,394	\$ 16,394	\$ 16,394	\$ 65,576
New Kent	NA	Route 106 Interchange Improvement Project	CVTA	\$ 174,087		\$ 69,556	\$ -	\$ 15,043	\$ 20,008	\$ 34,505	\$ 69,556
New Kent	NA	Personnel	CVTA	\$ 39,780	\$ 22,920	\$ 55,901	\$ 14,521	\$ 13,793	\$ 13,793	\$ 13,793	\$ 78,821
New Kent	N/A	Old Ferry Road Resurfacing	CVTA	\$ 152,075		\$ 152,075				\$ 152,075	\$ 152,075
Richmond	107264	Paving, Traffic Calming & ADA Infrastructure	CVTA	\$ 5,000,000	\$ 22,016,384	\$ 5,372,874	\$ 2,358,131	\$ 255,716	\$ 409,088	\$ 2,349,939	\$ 27,389,258
Richmond	106121	Traffic Engineering Division	CVTA	\$ 3,093,092	\$ 3,736,024	\$ 2,695,981	\$ 647,016	\$ 299,338	\$ 814,915	\$ 934,712	\$ 6,432,005
Richmond	106122	Roadway & Sidewalk Operations and Maintenance	CVTA	\$ 3,046,332	\$ 6,179,927	\$ 4,026,450	\$ 536,227	\$ 809,594	\$ 1,283,816	\$ 1,396,813	\$ 10,206,377

CVTA Quarterly Expenditures
As of June 30, 2024

Jurisdiction	UPC or other	Project Name	Funding Source	CVTA Appropriation	Previous CVTA Expenditures	Expenditures					CVTA Expenditures LTD
						FY24	Q1 FY24	Q2 FY24	Q3 FY24	Q4 FY24	
Richmond	106123	Bridge Maintenance/ Operations	CVTA	\$ 965,001	\$ 1,370,768	\$ 625,063	\$ 135,416	\$ 139,453	\$ 62,667	\$ 287,527	\$ 1,995,831
Richmond	106120	ROW Maintenance /Operations	CVTA	\$ 200,000	\$ 182,566	\$ 214,092	\$ 52,247	\$ 36,555	\$ 47,170	\$ 78,120	\$ 396,658
Richmond	107266	CIP-Transportation Engineering Division	CVTA	\$ 2,747,910	\$ -	\$ 227,957		\$ -	\$ 2,742	\$ 225,215	\$ 227,957
Richmond	107265	Multi-Modal Transportation-Bike, Ped & Transit	CVTA	\$ 1,987,265	\$ 2,838,061	\$ 2,289,406	\$ 426,647	\$ 339,460	\$ 585,923	\$ 937,376	\$ 5,127,467
Richmond	108292	Speed Management Program	CVTA	\$ 500,000	\$ 114,485	\$ 112,290	\$ 23,498	\$ -		\$ 88,792	\$ 226,775
				\$ 456,959,044	\$ 68,652,246	\$ 61,704,847	\$ 13,617,151	\$ 11,361,395	\$ 16,310,430	\$ 20,415,870	\$ 130,357,094