

Transportation Improvement Program

FFY 2024 – FFY 2027



Notices and Disclaimers

Title VI Notice

RRTPO and PlanRVA fully comply with Title VI of the Civil Rights Act of 1964 and related statutes and regulations in all programs and activities. The RRTPO and PlanRVA will strive to provide reasonable accommodations and services for persons who require special assistance to participate in this public involvement opportunity. For more information on meeting accessibility, or to obtain a Title VI Complaint Form, see PlanRVA.org or call the Title VI Coordinator at (804) 323-2033

Aviso del Título VI

RRTPO y PlanRVA cumplen completamente con el Título VI de la Ley de Derechos Civiles de 1964 y los estatutos y reglamentos relacionados en todos los programas y actividades. La RRTPO y el PlanRVA se esforzarán por brindar adaptaciones y servicios razonables para las personas que requieran asistencia especial para participar en esta oportunidad de participación pública. Para obtener más información sobre la accesibilidad a las reuniones o para obtener un Formulario de queja de Título VI, consulte PlanRVA.org o llame al Coordinador del Título VI al (804) 323-2033.

Acknowledgement

The Transportation Improvement Program (TIP) was prepared by PlanRVA staff in cooperation with the United States Department of Transportation (USDOT), Virginia Department of Transportation (VDOT), and the Virginia Department of Rail and Public Transportation (DRPT), and the Richmond Regional Transportation Planning Organization (RRTPO) member jurisdictions and agencies.

Disclaimer

The contents of this report reflect the analysis of the RRTPO as part of PlanRVA which is responsible for the facts and accuracy of the data presented herein. The contents do not necessarily reflect the official views or policies of the FHWA, the FTA, the DRPT, the VDOT, or the Board of the RRPDC. This report does not constitute a standard, specification, or regulation.

The FHWA, FTA, DRPT, or VDOT acceptance of this report as evidence of the fulfillment of the objectives of this program does not constitute endorsement or approval of the need of any recommended improvements nor does it constitute approval of their location and design or a commitment to fund any improvements. Additional project level environmental impact assessments and/or studies of alternatives may be necessary.

Table of Contents

Introduction	Page 1
Financial Plan	Page 6
Project List	Page 14
Interstate Projects	Page 17
Primary Projects	Page 25
Secondary Projects	Page 30
Urban Projects	Page 37
Enhancement Projects	Page 40
Miscellaneous Projects	Page 41
Public Transportation Projects	Page 45
Rail Projects	Page 63
Project Groups	Page 65
Illustrative Projects	Page 72
Modifications	Page 77
Performance Targets	Page 79
Conformity Assessment	Page 86
Self-Certification	Page 88
Resolution of Approval	Page 89
Public Engagement and Comments	Page 90

Introduction

The Richmond Region

The Richmond region is the area covered by PlanRVA or Virginia Planning District Commission 15 which is made up of the City of Richmond, the Town of Ashland,

and the counties of Charles City, Chesterfield, Goochland, Hanover, Henrico, New Kent, and Powhatan. The Richmond region covers 2,165 square miles, and is located approximately 100 miles south of Washington, D.C. and midway between Atlanta and Boston.

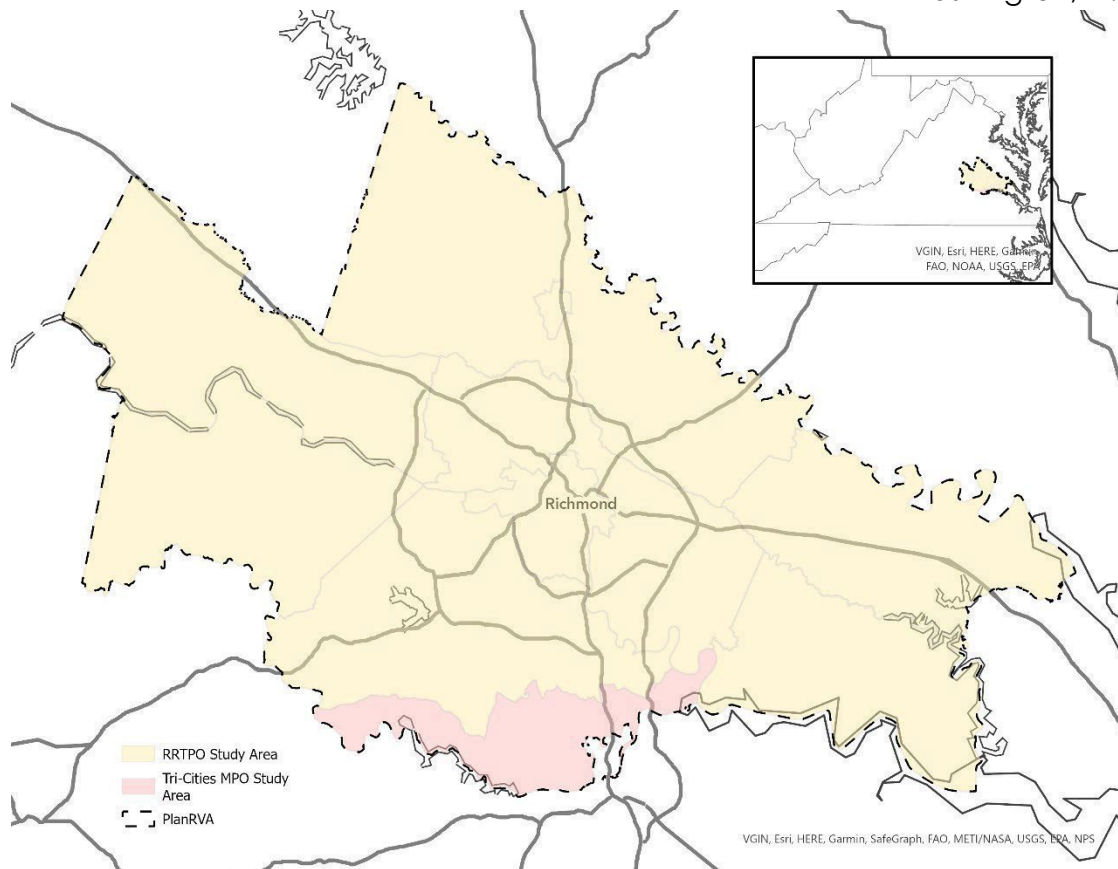


Exhibit 1: Richmond Region with Metropolitan Planning Area Boundary

According to the 2045 Long Range Growth Forecast Analysis prepared for ConnectRVA2045, the region had a population of 1.1 million people as of base year 2017. The Richmond region is forecast to grow by nearly 30%, reaching a total of 1.4 million residents by 2045. The largest gains in actual population are projected in the three largest localities, Chesterfield, Henrico, and the City of Richmond. In percentage terms, New Kent, Goochland, Powhatan, and Hanover counties are expected to see the highest population growth. This regional population will live in 552,000 households, an increase of nearly 125,000 households by 2045.

The City of Richmond is the capital of the Commonwealth of Virginia. Richmond region employers

provide more than 550,000 jobs for area residents. Henrico County remains the region's largest employment center. The region serves as home to Virginia Commonwealth University, the University of Richmond, Virginia Union University, Virginia State University, Randolph Macon College and Reynolds and Brightpoint Community Colleges with a collective enrollment of approximately 76,000 students.

The region's strategic location south of Washington DC and west of the Hampton Roads coastal area positions it to capitalize on the opportunities offered by its geography. The region is well served by the interstate transportation network, with I-95 and I-64 intersecting near its center. Routes 295 and 288 form an outer circular beltway system. Businesses and residents both prosper from the relatively short 24-minute, on average,

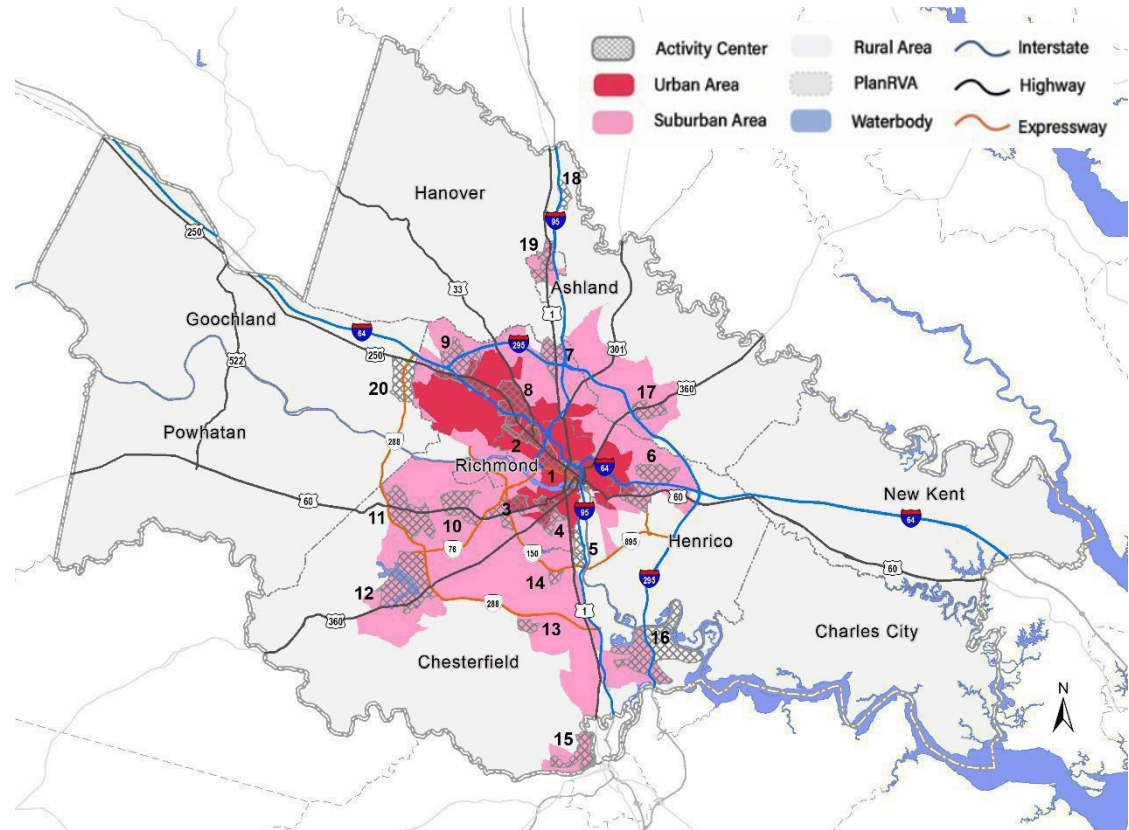


Exhibit 2: Map of Regional Activity Centers

sparingly populated rural counties. The 2017 population

work commute. Rail access provides connections to east coast and mid-west markets, and the region is well positioned to capitalize on anticipated increases in freight movement to the Port of Virginia in Hampton Roads.

The region includes both a well-developed urban core surrounded by vibrant older suburban neighborhoods and traditional subdivisions expanding into the more

density map shows the City of Richmond with the emerging development pattern of a higher density ring following major thoroughfares extending from the center to meet the outer expressways. The southeastern quadrant of the region is a noticeable departure from this concentric pattern. The James River creates the natural boundary while Route 895 provides a connection between the I-295 bypass and I-

95 with potential to facilitate more development by 2045. Employment densities following much the same pattern start to merge with population concentrations to define activity centers throughout the region. A mixed-use area where the density of commercial, industrial, and residential land uses is highest is more conducive to a variety of transportation options, including transit. Twenty (20) activity centers, ranging from urban to suburban to small town represent the areas of highest population and employment density within the Richmond region.

Richmond Regional Transportation Planning Organization (RRTPO)

The RRTPO is a policy-making organization made up of local elected officials from each of the region's nine member jurisdictions and state and federal transportation agencies, and area transportation service/system operators. The RRPDC serves as lead staff providing administrative and technical services for the RRTPO. In addition, the Virginia Department of Transportation (VDOT) and the Virginia Department of Rail and Public Transportation (DRPT) provide additional technical support.

The RRTPO serves as the forum for cooperative regional transportation decision-making. The RRTPO must carry out metropolitan transportation planning in cooperation with the state and transit providers. The RRTPO develops the region's transportation plans and programs, and approves the long-range transportation plan, ConnectRVA 2045, which is a prerequisite for the

allocation of federal-aid highway and transit funds. The development of an efficient and effective multimodal transportation network is essential for the region if it is to sustain a strong economy, clean environment, and high quality of life.

Metropolitan Planning Organizations (or Transportation Planning Organizations) are designated under Section 134 of Title 23, U.S. Code, for maintaining and conducting a "continuous, cooperative, and comprehensive" (3-C) regional transportation process that results in plans and programs consistent with adopted plans for development of the metropolitan area. Census defined urbanized areas of 50,000 or greater in population are designated as "MPOs". The Governor, with the concurrence of area local governments, is charged with designating the MPO's member organizations. The RRTPO is designated as a "Transportation Management Area (TMA)," defined as a metropolitan area with a population of over 200,000, creating additional requirements for transportation planning such as the Congestion Management Process (CMP).

Like many metropolitan areas, the RRTPO encompasses several jurisdictions, each with their own comprehensive plans and transportation programs. In Virginia, planning district commissions, which are established under state code to conduct regional planning, serve as TPO staff for most of Virginia's urbanized areas.

Member Jurisdictions and Partner Agencies

The following jurisdictions are voting members of the RRTPO with the number of votes apportioned according to population indicated in parenthesis:

- Charles City County (1)
- Chesterfield County (4)
- Goochland County (2)
- Hanover County (3)
- Henrico County (4)
- New Kent County (2)
- Powhatan County (2)
- City of Richmond (4)
- Town of Ashland (1)

Partner agencies which also hold one vote include the Capital Region Airport Commission, GRTC Transit System, Richmond Metropolitan Transportation Authority (RMTA), and VDOT (as the Secretary of Transportation's designee). Non-voting members represent other RRTPO committees and partner agencies.

TPO Study Area

Under federal requirements, the study area for the RRTPO must encompass both the existing urbanized area and contiguous area expected to become urbanized during the period covered by the long-range transportation plan. It must also cover areas designated by the Environmental Protection Agency (EPA) under the Clean Air Act as part of the non-attainment / maintenance area for air quality standards.

To ensure that the plan covers all urbanized areas, air quality attainment areas, and areas expected to become urbanized by 2045, the study area has been defined to include:

- Charles City County
- Goochland County
- Hanover County
- Henrico County
- New Kent County
- Powhatan County
- City of Richmond
- Town of Ashland
- A majority of Chesterfield County

The part of Chesterfield County not included in the RRTPO is contained in the Tri-Cities MPO study area. This includes those areas of Chesterfield County near Hopewell, Colonial Heights, and Petersburg.

The Transportation Improvement Program (TIP)

The TIP is the region's collaborative list of transportation investments for a four-year period. This TIP covers federal fiscal years 2024 to 2027 and is in effect starting October 1, 2023. The TIP includes:

- Projects awarded RRTPO's federal funds,
- Projects using federal and state dollars managed by the Virginia Department of Transportation (VDOT) or Department of Rail and Public Transportation (DRPT) and,

- Regionally significant projects, regardless of funding source, which must be included in the air quality analysis and conformity determination.

Development of the TIP is the region's opportunity to review regionally significant projects and projects awarded federal funding through various competitive processes to ensure they align with the goals and vision for the future in *ConnectRVA 2045*, the long-range transportation plan. Through the TIP process, the region works to develop consensus on a list of projects to move forward. Once a project is in the TIP, the project or a phase of the project can be authorized in a federal agreement under which the federal government commits to reimburse the state for a share of eligible costs. This commitment is called an obligation.

Projects or project phases are only included in the TIP if full funding for the project is reasonably anticipated to complete the project. To meet this requirement, the TIP includes a financial analysis showing how the planned projects can be undertaken with expected revenues.

After the TIP is approved, the TIP is included in the Statewide Transportation Improvement Program (STIP). The STIP includes all TIPs in the state as well as projects to be undertaken outside of MPO boundaries. The approved TIP documents are sent to the Federal Highway Administration (FHWA) and the Federal Transit Administration (FTA) for review and acceptance.

Financial Plan

Introduction

Federal law requires the TIP include a financial plan showing how the proposed projects can be reasonably implemented with public and private funds. The revenue projections and project costs in the TIP have been cooperatively developed with the Virginia Department of Transportation (VDOT), Virginia Department of Rail and Public Transportation (DRPT), and Greater Richmond Transit Company (GRTC). The following tables show expected revenues and obligations for each of the four years covered by the TIP. In addition to construction projects, financial projections have also been made to show revenues for maintaining and operating the region's highway and transit systems during the same 4-year period.

Some projects listed in the TIP may have no planned obligations. These projects are included informational purposes. There are several reasons this may occur and include:

- The project is completed and awaiting final closeout.
- The project is already underway but the next phase will not happen during the four-year window covered by the TIP.

In addition, the TIP includes a section for illustrative projects. These are regional priority projects which cannot be achieved within the expected revenues but

would be undertaken if additional funding sources are found. In general, these projects are expected to seek discretionary grant funding to allow for implementation.

The TIP funding summary tables summarize by year and by funding source the revenue amounts estimated and committed for fiscal year 2024 - 2027. The tables include expenditures and estimated revenues expected for each funding source and show that the program is financially constrained by year. The financial summary tables are based on total funds available, which include annual allocations of funds including any state and local matching dollars. These revenue sources are all reasonably expected to be made available and committed to the project phase during the programmed year of the TIP.

Highway Revenues

This section of the plan covers revenues and projects with oversight from the Virginia Department of Transportation (VDOT) and Federal Highway Administration (FHWA). This includes funds such as CMAQ and RSTP which are subsequently flexed to transit projects. This section of the financial plan contains four tables summarizing various aspects of financial planning for highway projects. Table 1 shows planned federal obligations for the fiscal years covered by the TIP. This table also includes state match funds and other non-federal contributions to projects.

Table 2 covers conversion of advance construction projects to federal obligations. Advance Construction is an innovative funding mechanism that allows states to proceed with projects without federal obligation authority while maintaining the ability to convert a project to federal obligations in the future. Funds in this table are shown based on the year of conversion to federal obligations.

Table 3 shows planned federal obligations for projects that impact the Richmond area but also serve other metropolitan planning areas (MPOs) or rural areas of the state. In general, these projects are either located
Table 1: Federal Obligations, State and Local Matching Funds

along the interstate highway system or are programmatic in nature.

Table 4 shows funding programmed for maintenance of the existing highway system. This table demonstrates the region is adequately maintaining the condition of existing roadways and bridges while planning for capital improvements.

The revenue projections for this section of the plan were developed by VDOT and provided to the MPO.

Fund Source	FFY 2024		FFY 2025		FFY 2026		FFY 2027	
	Projected Obligation Authority	Planned Obligation	Projected Obligation Authority	Planned Obligation	Projected Obligation Authority	Planned Obligation	Projected Obligation Authority	Planned Obligation
BR	\$12,101,723	\$12,101,723	\$5,250	\$5,250	\$6,512,969	\$6,512,969	\$18,086,017	\$18,086,017
CMAQ	\$6,258,358	\$6,258,358	\$4,460,430	\$4,460,430	\$7,406,386	\$7,406,386	\$3,408,947	\$3,408,947
CRP/F	\$0	\$0	\$3,119,527	\$3,119,527	\$3,543,449	\$3,543,449	\$0	\$0
DEMO	\$215,038	\$215,038	\$0	\$0	\$0	\$0	\$331,314	\$331,314
EB/MG	(\$1,032,889)	(\$1,032,889)	\$0	\$0	\$0	\$0	\$0	\$0
HIP/F	\$1,329,636	\$1,329,636	\$1,691,917	\$1,691,917	\$0	\$0	\$4,000,000	\$4,000,000
HSIP	\$13,018,711	\$13,018,711	\$4,726,541	\$4,726,541	\$2,928,420	\$2,928,420	\$3,558,600	\$3,558,600
NHFP	\$301,599	\$301,599	\$0	\$0	\$0	\$0	\$0	\$0
NHPP/E	\$835,240	\$835,240	\$400,000	\$400,000	\$3,042,471	\$3,042,471	\$5,235,970	\$5,235,970

NHS/NHP P	\$6,011,068	\$6,011,068	\$9,379,740	\$9,379,740	\$9,481,099	\$9,481,099	\$26,821,412	\$26,821,412
RSTP	\$31,314,550	\$31,314,550	\$17,034,682	\$17,034,682	\$8,868,360	\$8,868,360	\$36,777,455	\$36,777,455
STP/STBG	\$15,316,500	\$15,316,500	\$4,455,675	\$4,455,675	\$4,368,144	\$4,368,144	\$3,876,524	\$3,876,524
TAP	\$3,204,223	\$3,204,223	\$2,096,131	\$2,096,131	\$1,044,432	\$1,044,432	\$0	\$0
Subtotal	\$96,003,360	\$96,003,360	\$53,952,969	\$53,952,969	\$47,195,730	\$47,195,730	\$89,784,237	\$89,784,237
Non-Federal	\$55,973,607	\$55,973,607	\$31,594,329	\$31,594,329	\$0	\$0	\$7,571,369	\$7,571,369
State Match	\$20,935,800	\$20,935,800	\$11,017,588	\$11,017,588	\$10,880,496	\$10,880,496	\$21,633,036	\$21,633,036
Subtotal	\$73,102,855	\$73,102,855	\$248,488,389	\$248,488,389	\$42,515,858	\$42,515,858	\$55,346,609	\$55,346,609
Total	\$169,106,215	\$169,106,215	\$302,441,358	\$302,441,358	\$89,711,588	\$89,711,588	\$145,130,846	\$145,130,846

Table 2: Advance Construction Conversion

Fund Source	FFY 2024		FFY 2025		FFY 2026		FFY 2027	
	Projected Obligation Authority	Planned Obligation	Projected Obligation Authority	Planned Obligation	Projected Obligation Authority	Planned Obligation	Projected Obligation Authority	Planned Obligation
CMAQ	\$0	\$0	\$80,000	\$80,000	\$84,801	\$84,801	\$2,594,881	\$2,594,881
HSIP	\$1,200,586	\$1,200,586	\$2,114,596	\$2,114,596	\$0	\$0	\$1,357,060	\$1,357,060
NHFP	\$0	\$0	\$120,066	\$120,066	\$0	\$0	\$0	\$0
NHS/NHPP	\$0	\$0	\$11,404,096	\$11,404,096	\$11,421,946	\$11,421,946	\$6,604,430	\$6,604,430
RSTP	\$652,088	\$652,088	\$321,338	\$321,338	\$475,245	\$475,245	\$1,219,840	\$1,219,840
STP/STBG	\$211,757	\$211,757	\$0	\$0	\$6,034,402	\$6,034,402	\$0	\$0
Subtotal	\$2,064,431	\$2,064,431	\$14,040,096	\$14,040,096	\$18,016,394	\$18,016,394	\$11,776,211	\$11,776,211

Table 3: Statewide or Multiple MPO

Fund Source	FFY 2024		FFY 2025		FFY 2026		FFY 2027	
	Projected Obligation Authority	Planned Obligation	Projected Obligation Authority	Planned Obligation	Projected Obligation Authority	Planned Obligation	Projected Obligation Authority	Planned Obligation
CMAQ	\$5,229,927	\$5,229,927	\$0	\$0	\$0	\$0	\$0	\$0
NHS/NHPP	\$9,444,326	\$9,444,326	\$0	\$0	\$0	\$0	\$0	\$0
Subtotal	\$14,674,253	\$14,674,253	\$0	\$0	\$0	\$0	\$0	\$0

Table 4: Maintenance

Fund Source	FFY 2024		FFY 2025		FFY 2026		FFY 2027	
	Projected Obligation Authority	Planned Obligation	Projected Obligation Authority	Planned Obligation	Projected Obligation Authority	Planned Obligation	Projected Obligation Authority	Planned Obligation
BR	\$354,545	\$354,545	\$50,000	\$50,000	\$1,237,719	\$1,237,719	\$0	\$0
CMAQ	\$0	\$0	\$8,390,000	\$8,390,000	\$0	\$0	\$0	\$0
HSIP	\$6,000,000	\$6,000,000	\$0	\$0	\$0	\$0	\$0	\$0
NHFP	\$866,902	\$866,902	\$866,902	\$866,902	\$866,902	\$866,902	\$866,902	\$866,902
NHPP/E	\$176,284	\$176,284	\$0	\$0	\$0	\$0	\$0	\$0
NHS/NHPP	\$4,802,198	\$4,802,198	\$8,986,794	\$8,986,794	\$6,296,585	\$6,296,585	\$4,360,943	\$4,360,943
STP/STBG	\$44,448,489	\$44,448,489	\$44,629,974	\$44,629,974	\$44,814,544	\$44,814,544	\$45,002,252	\$45,002,252
Subtotal	\$56,648,418	\$56,648,418	\$62,923,670	\$62,923,670	\$53,215,750	\$53,215,750	\$50,230,097	\$50,230,097

Highway Program Descriptions

BR: Provides funding for bridge improvements both on and off the National Highway System (NHS).

CMAQ: Provides flexible funding for congestion reduction and air quality improvement projects and programs; funding only available for areas not meeting federal air quality standards or maintenance areas. Some of these projects are selected directly by the RRTPO consistent with [the regional funding framework](#).

CRP/F: Funding for projects that reduce on-road emissions of climate change causing pollutants.

DEMO: Provides specialized funding to demonstration, priority, pilot, or special interest projects.

EB/MG: Historic program providing minimum guaranteed funding for localities.

HIP/F: Provides funding for restoration, repair, and construction of federal aid eligible roads, bridges, and tunnels.

HSIP: Funds projects to reduce traffic fatalities and serious injuries on public roads; set aside for Railway Highway Crossings Program.

NHFP: Provides funding to improve the movement of freight on the National Highway Freight Network (NHFN).

NHPP/E: Funds dedicated to improving infrastructure condition, safety, congestion reduction, system reliability, or freight movement on the NHS.

NHS/NHPP: Funds projects to construct new facilities on or improve the condition and performance of the National Highway System (NHS).

RSTP: Provides funding for a broad range of capacity, operational, and congestion mitigation related improvements. These projects are selected directly by the RRTPO consistent with the regional funding framework.

STP/STBG: Provides flexible funding for a wide range of eligible projects and programs to address state and local transportation needs.

TAP: Funding dedicated to bicycle and pedestrian facilities through the Surface Transportation Block Grant. Some of these projects are selected directly by the RRTPO consistent with the regional funding framework.

Transit Revenues

This section of the plan covers revenues and projects with oversight from the Virginia Department of Rail and Public Transportation (VDRPT) and Federal Transit Administration (FTA). This section includes projects from GRTC and smaller providers offering mobility options for seniors and people with disabilities. Table 5

summarizes projected revenues and obligations by year and funding source.

The revenue projections in this section were developed cooperatively with the Greater Richmond Transit Company (GRTC) and DRPT. For GRTC-directed formula funds, the revenue projections assume 80% federal, 20% local split for preventive maintenance. All other projects assume 28% federal, 68% state, 4% local split consistent with the minor enhancement category for DRPT's [Making Efficient and Responsible](#)

[Investments in Transit \(MERIT\)](#) Capital Assistance program.

For the FTA 5310 program, FFY2024 was carried over directly from the FY21 – FY24 TIP. For subsequent years, federal revenue is assumed to be equal to the 2022 apportionment without any escalation. Available state and local match for FY25 – FY27 assume the state's [match policies](#) and mix of projects from the FY21 – FY24 TIP will continue (24% operating assistance, 63% capital – non-vehicle, 13% capital – vehicle).

Table 5: Transit Funding

Fund Source	FFY 2024		FFY 2025		FFY 2026		FFY 2027	
	Projected Obligation Authority	Planned Obligation	Projected Obligation Authority	Planned Obligation	Projected Obligation Authority	Planned Obligation	Projected Obligation Authority	Planned Obligation
FTA 5307	\$12,223,289	\$11,235,918	\$12,345,522	\$11,294,774	\$12,468,977	\$11,758,952	\$12,593,667	\$8,885,410
FTA 5310	\$1,417,000	\$1,417,000	\$1,333,618	\$0	\$1,333,618	\$0	\$1,333,618	\$0
FTA 5339	\$1,409,910	\$0	\$1,424,009	\$0	\$1,438,249	\$0	\$1,452,632	\$0
Local	\$2,773,700	\$2,431,632	\$2,829,156	\$2,326,039	\$2,699,247	\$2,392,350	\$2,721,140	\$1,981,844
State	\$17,278,948	\$11,471,230	\$17,700,186	\$11,280,165	\$17,624,692	\$12,407,455	\$17,962,440	\$5,428,853
Total	\$35,102,847	\$26,555,780	\$35,632,491	\$24,900,978	\$35,564,783	\$26,558,757	\$36,063,497	\$16,296,107

Transit Program Descriptions

FTA 5307: Provides funding to public transit systems in large urban areas for capital, planning, job access

projects, and some operating expenses such as ADA paratransit and preventive maintenance.

FTA 5310: Program to assist local transit agencies, governments, and nonprofit groups in meeting needs of seniors and people with disabilities.

FTA 5339: Provides funding to transit agencies and states to replace, rehabilitate and purchase buses and related equipment and to construct bus-related facilities.

Project List

Introduction

As a short-term plan for the next four years, the core of the TIP is the list of projects to be implemented in the near term. The TIP includes capital and non-capital surface transportation projects, bicycle and pedestrian facilities and other transportation enhancements, Federal Lands Highway projects, and safety projects. Projects that impact the capacity of arterials are considered “regionally significant” and are required to be individually listed in the TIP. By practice, all transit projects are also listed individually in the TIP. The TIP includes projects that receive FHWA or FTA funds, projects that require FHWA or FTA approval, and projects that are regionally significant but funded with other funds including state, local, and private sources.

Project Screening

Every project included in the FY24 – FY27 TIP was screened against the goals and objectives of [ConnectRVA 2045, the region's long-range transportation plan](#) (LRTP). These goals were developed through a cooperative, iterative process with input from members of the LRTP advisory committee and feedback from the public and were ultimately approved by the RRTPO's policy board. The goals and objectives are summarized below. More information about the development and selection of these goals and objectives [can be found here](#).

- A. **Safety** – improve the safety of the transportation system for all people
 1. Enhance safety and comfort of bicycle and pedestrian facilities.
 2. Work to eliminate all serious injuries and fatalities resulting from vehicular crashes.
- B. **Environment/Land Use** - Reduce the negative impact the transportation system has on the natural and built environment.
 1. Address roadways prone to flooding and consider climate impacts in transportation planning.
 2. Reduce transportation related pollutants, including decarbonizing transportation.
 3. Reduce vehicle miles traveled (VMT) per capita.
 4. Increase number and share of trips taken by shared and active transportation modes.
 5. Tie land use planning to transportation investments through encouragement of walkable and transit-oriented communities.
 6. Minimize impacts of transportation system on natural resources and communities with particular emphasis on Environmental Justice (EJ) populations.
- C. **Equity/Accessibility** - Improve equitable access through greater availability of mode choices that are affordable and efficient

1. Reduce trip lengths for all people with a focus on Environmental Justice (EJ) populations.
2. Increase access to jobs and community services via transit, walking, and biking for all people with a focus on EJ populations.

- D. **Economic Development** - Improve connectivity and mobility for strong economic vitality
1. Reduce peak period travel times.
 2. Increase transportation investment which focuses on economic vitality.
 3. Improve reliability and accessibility of travel to and within the regional activity centers.
 4. Reduce freight bottlenecks.
 5. Increase multimodal access to tourist destinations.

- E. **Mobility** - Increase travel efficiency and mode choices by maintaining the transportation system in a state of good repair
1. Increase the percentage of complete streets across the highway network to maximize use of available capacity.
 2. Increase system efficiency through operational, transportation demand management (TDM), and technology-based solutions.
 3. Improve system reliability across all modes.

Each project was screened to assess the project's ability to help meet the objectives. This

assessment ensures projects that are implemented advance the region's planning goals.

How to Read a Project

The RRTPO has taken a web-first approach to the TIP and public accessibility. All projects can be found in an interactive format at <https://www.rrtpotip.org>. These pages include project details, maps (where available), consistency with ConnectRVA goals, planned obligations, and the ability to comment directly on the project. An example of the page format is below.

#HB2.FY17 Rte 10 (Bermuda Triangle Rd To Meadowville Rd)

Details

UPC: 10020

JURISDICTION: Chesterfield County

SCOPE: Reconstruction w/ Added Capacity

SYSTEM: Primary

ADMINISTRATION: Locality

OVERSIGHT: Non-Federal

ROUTE: West Hinds/Meadowville/Old Bermuda Hinds/Thousand (Rte 0010)

FROM: 173 Mi. W. Of Rte. 618 (Old Bermuda Hundred Rd)

TO: 0.27 Mi. E. Of Rte. 618 (Old Bermuda Hundred Road)

REGIONALLY SIGNIFICANT: Yes

COST: \$66,040,655

Location Map

ConnectRVA 2045 Goals

Safety: Yes (Green icon)

Mobility: Yes (Blue icon)

Access: Yes (Blue icon)

Land Use: No (Grey icon)

Economy: Yes (Red icon)

Planned Obligations

PHASE	FUND	MATCH	2024	2025	2026	2027
RW	AC	\$0	\$7,648,824	\$0	\$0	\$0
CN	AC	\$0	\$16,709,865	\$5,401,477	\$0	\$0
CN	AC CONVERSION	\$0	\$0	\$1,260,368	\$1,321,439	\$1,384,964
CN	NHS/NHPP	\$0	\$11,97340	\$0	\$0	\$0

AC: Innovative financing technique which allows a project to proceed without federal obligation authority while maintaining the ability to convert to federal obligations in the future.

AC CONVERSION: Conversion of advance construction funds to federal obligations; corresponding federal funding programs identified

NHS/NHPP: Funds projects to construct new facilities on or improve the condition and performance of the National Highway System (NHS)

Modifications

No Modifications

Comment Form

Name:

Email Address:

In this document, projects are also listed in a format that matches that Statewide Transportation Improvement Program (STIP).

UPC NO	101020	SCOPE	Reconstruction w/ Added Capacity			
SYSTEM	Primary	JURISDICTION	Chesterfield County	OVERSIGHT	NFO	
PROJECT	#HB2.FY17 RTE 10 (BERMUDA TRIANGLE RD TO MEADOWVILLE RD)			ADMIN BY	Locally	
DESCRIPTION	FROM: 1.73 mi. W of Rte. 618 (OLD BERMUDA HUNDRED RD) TO: 0.27 mi. E of Rte. 618 (OLD BERMUDA HUNDRED ROAD) (2.0000 MI)					
PROGRAM NOTE	Includes \$3,601,251 GARVEE DS Prin Prev, \$1,157,140 GARVEE DS Prin FFY24, \$1,260,368 GARVEE DS Prin FFY25, \$1,321,439 GARVEE DS Prin FFY26, \$1,384,964 GARVEE DS Prin FFY27 Total GARVEE DS Prin \$21,468,256. Corresponding DS UPC 110393					
ROUTE/STREET	WEST HNDRD/MEADOWVILLE/OLD BERMUDA HNDRD/RVRSBND (0010)			TOTAL COST	\$66,061,655	
	FUND SOURCE	MATCH	FY24	FY25	FY26	FY27
RW AC	Federal - AC OTHER	\$0	\$7,648,824	\$0	\$0	\$0
CN	Federal - AC CONVERSION	\$0	\$0	\$1,260,368	\$1,321,439	\$1,384,964
	Federal - NHS/NHPP	\$0	\$1,157,140	\$0	\$0	\$0
CN TOTAL		\$0	\$1,157,140	\$1,260,368	\$1,321,439	\$1,384,964
CN AC	Federal - AC	\$0	\$16,709,865	\$0	\$0	\$0
	Federal - AC OTHER	\$0	\$0	\$5,401,477	\$0	\$0
CN AC		\$0	\$16,709,865	\$5,401,477	\$0	\$0

Project basic information included location, scope and cost

Planned Obligations by Phase, Year, and Fund Source

Advance Construction by Phase and Year (marked with AC)

Interstate Projects

UPC NO	121682	SCOPE	Preliminary Engineering			
SYSTEM	Interstate	JURISDICTION	Goochland County	OVERSIGHT	NFO	
PROJECT	I-64/ASHLAND RD INTERCHANGE IMR			ADMIN BY	VDOT	
DESCRIPTION	FROM: I-64 TO: I-64					
Program Note	FFY23 Rollover project - Project added to the FFY24 STIP based on FHWA approval of STIP Amd #FFY23-06 2/14/23. Project is consistent with the metropolitan TIP.					
ROUTE/STREET	I-64 (0064)			TOTAL COST	\$360,000	
	FUND SOURCE	MATCH	FY24	FY25	FY26	FY27
		\$0	\$0	\$0	\$0	\$0

UPC NO	97565	SCOPE	Bridge Replacement w/o Added Capacity			
SYSTEM	Interstate	JURISDICTION	Henrico County	OVERSIGHT	NFO	
PROJECT	RTE 64 - REPLACE BRIDGES OVER RTE 156 (FED ID 9760 & 9762)			ADMIN BY	VDOT	
DESCRIPTION	FROM: 0.473 MILE WEST OF ROUTE 156 TO: 0.475 MILE EAST OF ROUTE 156 (-)					
PROGRAM NOTE	Linked with UPC 97566					
ROUTE/STREET	INTERSTATE 64 (0064)			TOTAL COST	\$35,006,633	
	FUND SOURCE	MATCH	FY24	FY25	FY26	FY27
CN AC	Federal - AC OTHER	\$0	\$16,925	\$0	\$0	\$0

UPC NO	107458	SCOPE	Reconstruction w/ Added Capacity			
SYSTEM	Interstate	JURISDICTION	Henrico County		OVERSIGHT	FO
PROJECT	#HB2.FY17 RTE 64 - MAJOR WIDENING				ADMIN BY	VDOT
DESCRIPTION	FROM: RTE 295 TO: EXIT 205 (BOTTOM'S BR) (3.9300 MI)					
PROGRAM NOTE	Includes \$14,188,774 GARVEE Debt Service Principal Prev, \$2,711,638 GARVEE Debt Service Principal FFY24, \$2,849,102 GARVEE Debt Service Principal FFY25, \$2,993,833 GARVEE Debt Service Principal FFY26, \$3,144,756 GARVEE Debt Service Principal FFY27. Total GARVEE Debt Service Principal \$42,551,429. Corresponding GARVEE Debt Service UPC 110394.					
ROUTE/STREET	0064				TOTAL COST	\$50,490,434
	FUND SOURCE	MATCH	FY24	FY25	FY26	FY27
PE	Federal - NHS/NHPP	\$0	\$1,280	\$0	\$0	\$0
CN	Federal - AC CONVERSION	\$0	\$0	\$2,849,102	\$2,993,833	\$3,144,756
	Federal - NHS/NHPP	\$0	\$2,710,358	\$0	\$0	\$0
CN TOTAL		\$0	\$2,710,358	\$2,849,102	\$2,993,833	\$3,144,756
CN AC	Federal - AC	\$0	\$25,651,017	\$0	\$0	\$0
	Federal - AC OTHER	\$0	\$7,939,005	\$0	\$0	\$0
CN AC		\$0	\$33,590,022	\$0	\$0	\$0

UPC NO	110394	SCOPE				
SYSTEM	Interstate	JURISDICTION	Henrico County		OVERSIGHT	NFO
PROJECT	#HB2.FY17 RTE 64 - MAJOR WIDENING GARVEE DEBT SERVICE				ADMIN BY	VDOT
DESCRIPTION						
PROGRAM NOTE	Includes \$11,286,114 GARVEE Debt Service Interest Prev, \$1,384,651 GARVEE Debt Service Interest FFY24, \$1,247,381 GARVEE Debt Service Interest FFY25, \$1,103,132 GARVEE Debt Service Interest FFY26, \$951,577 GARVEE Debt Service Interest FFY27, \$2,222,194 FFY28-32. Total GARVEE Debt Service Interest \$18,195,049. Corresponding CN UPC 107458					
ROUTE/STREET	0064				TOTAL COST	\$43,909,094
	FUND SOURCE	MATCH	FY24	FY25	FY26	FY27
PE	Federal - AC CONVERSION	\$0	\$0	\$1,247,381	\$1,103,132	\$951,577
	Federal - NHS/NHPP	\$0	\$1,384,651	\$0	\$0	\$0
PE TOTAL		\$0	\$1,384,651	\$1,247,381	\$1,103,132	\$951,577
PE AC	Federal - AC	\$0	\$5,524,284	\$0	\$0	\$0

UPC NO	113844	SCOPE	Traffic Management/Engineering			
SYSTEM	Interstate	JURISDICTION	Henrico County	OVERSIGHT	NFO	
PROJECT	I-64 at Parham IMR			ADMIN BY	Locally	
DESCRIPTION	FROM: .25 miles north of Mayland Drvie TO: Fordson Road (0.2700 MI)					
ROUTE/STREET	I-64 (0064)			TOTAL COST	\$600,000	
	FUND SOURCE	MATCH	FY24	FY25	FY26	FY27
		\$0	\$0	\$0	\$0	\$0

UPC NO	120374	SCOPE	Reconstruction W/ Added Capacity			
SYSTEM	Interstate	JURISDICTION	Henrico County	OVERSIGHT	NFO	
PROJECT	#I64CIP - I-64WB EXIT 181 IMPROVE INTERCHANGE CONFIGURATION			ADMIN BY	VDOT	
DESCRIPTION	FROM: 0.129 Miles West of Parham Rd TO: 0.160 Miles East of Parham Rd (0.2890 MI)					
PROGRAM NOTE	TIP AMD -release \$2,000,000 (AC-NHPP) FFY24, add \$266,556 (AC – NHPP) & \$1,648,690 (NHPP) FFY26, add \$266,556 (ACC-NHPP) FFY27 PE phase; release \$1,000,000 (AC-NHPP) FFY25 RW phase; release \$5,083,553 (AC-Other), add \$7,812,672 (AC-NHPP) FF26, add \$2,812,672 (ACC-NHPP) FFY27 CN Phase. Approved 3.5.26					
ROUTE/STREET	0064			TOTAL COST	\$13,644,365	
	FUND SOURCE	MATCH	FY24	FY25	FY26	FY27
PE	Federal – AC CONVERSION	\$0	\$0	\$0	\$0	\$266,556
	Federal – NHS/NHPP	\$0	\$0	\$0	\$1,648,690	\$0
PE TOTAL		\$0	\$0	\$0	\$1,648,690	\$266,556
PE AC	Federal - AC	\$0	\$0	\$0	\$266,556	\$0
CN	Federal - AC CONVERSION	\$0	\$0	\$0	\$0	\$2,812,672
CN AC	Federal - AC	\$0	\$0	\$0	\$7,812,672	\$0
	Federal – AC Other	\$0	\$0	\$0	\$3,916,447	\$0
CN AC		\$0	\$0	\$0	\$11,729,119	\$0

UPC NO	120384	SCOPE	Transit			
SYSTEM	Interstate	JURISDICTION	Henrico County	OVERSIGHT	NFO	
PROJECT	#I64CIP - I-64 INCREASE BUS FREQUENCY- RTE7 / NINE MILE ROAD			ADMIN BY	DRPT	
DESCRIPTION						
ROUTE/STREET	NINE MILE ROAD (0064)			TOTAL COST	\$7,816,397	
	FUND SOURCE	MATCH	FY24	FY25	FY26	FY27
PE AC	Federal - AC OTHER	\$0	\$7,816,397	\$0	\$0	\$0

UPC NO	120381	SCOPE	Transit			
SYSTEM	Interstate	JURISDICTION	Multi-jurisdictional: Richmond MPO	OVERSIGHT	NFO	
PROJECT	#164CIP - E/WB EXPRESS BUS ROUTE-22x SHORT PUMP TO DOWNTOWN			ADMIN BY	DRPT	
DESCRIPTION						
ROUTE/STREET	I-64 (0064)			TOTAL COST	\$3,017,484	
	FUND SOURCE	MATCH	FY24	FY25	FY26	FY27
PE AC	Federal - AC OTHER	\$0	\$3,017,484	\$0	\$0	\$0

UPC NO	111984	SCOPE				
SYSTEM	Interstate	JURISDICTION	Chesterfield County	OVERSIGHT	NFO	
PROJECT	#SMART18 - I-95 AuxLanes b/w Rte.288/Rte.10-GARVEE Debt Serv			ADMIN BY	VDOT	
DESCRIPTION						
PROGRAM NOTE	Includes \$547,287 GARVEE Debt Service Interest Prev, \$330,386 GARVEE Debt Service Interest FFY24, \$528,861 GARVEE Debt Service Interest FFY25, \$523,506 GARVEE Debt Service Interest FFY26, \$488,887 GARVEE Debt Service Interest FFY27, \$2,800,788 GARVEE Debt Service Interest FFY25-39. Total GARVEE Debt Service Interest \$5,219,715. Corresponding CN UPC 111466					
ROUTE/STREET	0095			TOTAL COST	\$7,597,000	
	FUND SOURCE	MATCH	FY24	FY25	FY26	FY27
PE	Federal - AC CONVERSION	\$0	\$0	\$528,861	\$523,506	\$488,887
	Federal - NHS/NHPP	\$0	\$330,386	\$0	\$0	\$0
PE TOTAL		\$0	\$330,386	\$528,861	\$523,506	\$488,887
PE AC	Federal - AC	\$0	\$4,342,042	\$0	\$0	\$0

UPC NO	119673	SCOPE	Preliminary Engineering			
SYSTEM	Interstate	JURISDICTION	Richmond		OVERSIGHT	NFO
PROJECT	I-95 at Commerce Road Access Study				ADMIN BY	VDOT
DESCRIPTION	FROM: Various TO: Various (-)					
Program Note	FFY23 Rollover project to adjust the FFY24 STIP based on STIP Adj. #FFY23-09 processed 6/27/23. Project is consistent with the metropolitan TIP.					
ROUTE/STREET	I-95 (0095)				TOTAL COST	\$550,000
	FUND SOURCE	MATCH	FY24	FY25	FY26	FY27
		\$0	\$0	\$0	\$0	\$0

UPC NO	116656	SCOPE	Safety			
SYSTEM	Interstate	JURISDICTION	Statewide		OVERSIGHT	NFO
PROJECT	#I95CIP VARIABLE SPEED LIMITS - PROGRAM UPC				ADMIN BY	VDOT
DESCRIPTION	FROM: Various TO: Various					
ROUTE/STREET	0095				TOTAL COST	\$4,912,629
	FUND SOURCE	MATCH	FY24	FY25	FY26	FY27
PE	Federal - NHS/NHPP	\$0	\$4,912,629	\$0	\$0	\$0

UPC NO	116657	SCOPE	Safety			
SYSTEM	Interstate	JURISDICTION	Statewide		OVERSIGHT	NFO
PROJECT	#I95CIP RAMP METERING PROGRAM UPC				ADMIN BY	VDOT
DESCRIPTION	FROM: Various TO: Various					
ROUTE/STREET	0095				TOTAL COST	\$5,700,000
	FUND SOURCE	MATCH	FY24	FY25	FY26	FY27
PE	Federal - NHS/NHPP	\$0	\$3,500,000	\$0	\$0	\$0
PE AC	Federal - AC OTHER	\$0	\$2,200,000	\$0	\$0	\$0

UPC NO	116658	SCOPE	Safety			
SYSTEM	Interstate	JURISDICTION	Statewide		OVERSIGHT	NFO
PROJECT	#195CIP GEOFENCED EMERGENCY NOTIFICATIONS - PROGRAM UPC				ADMIN BY	VDOT
DESCRIPTION	FROM: Various TO: Various					
ROUTE/STREET	0095				TOTAL COST	\$200,000
	FUND SOURCE	MATCH	FY24	FY25	FY26	FY27
PE AC	Federal - AC OTHER	\$0	\$200,000	\$0	\$0	\$0

UPC NO	116659	SCOPE	Safety			
SYSTEM	Interstate	JURISDICTION	Statewide		OVERSIGHT	NFO
PROJECT	#195CIP ADVANCED WORK ZONE TECHNOLOGY - PROGRAM UPC				ADMIN BY	VDOT
DESCRIPTION	FROM: Various TO: Various					
ROUTE/STREET	0095				TOTAL COST	\$950,000
	FUND SOURCE	MATCH	FY24	FY25	FY26	FY27
PE AC	Federal - AC OTHER	\$0	\$950,000	\$0	\$0	\$0

UPC NO	116661	SCOPE	Safety			
SYSTEM	Interstate	JURISDICTION	Statewide		OVERSIGHT	NFO
PROJECT	#195CIP CORRIDOR TECHNOLOGY IMPROVEMENTS - PROGRAM UPC				ADMIN BY	VDOT
DESCRIPTION	FROM: Various TO: Various					
ROUTE/STREET	0095				TOTAL COST	\$3,202,500
	FUND SOURCE	MATCH	FY24	FY25	FY26	FY27
PE AC	Federal - AC OTHER	\$0	\$3,202,500	\$0	\$0	\$0

UPC NO	93087	SCOPE	Bridge Rehab w/o Added Capacity			
SYSTEM	Interstate	JURISDICTION	Richmond		OVERSIGHT	NFO
PROJECT	#SGR17VB - RT 195 - BR REPAIR OVER RT 76, CSX (Fed 21552)				ADMIN BY	VDOT
DESCRIPTION	FROM: 0.145 MI N OF RTE 76 TO: 0.071 MI S OF RTE 76 (0.2160 MI)					
PROGRAM NOTE	All funds obligated based on current allocations/estimate					
ROUTE/STREET	0195				TOTAL COST	\$14,697,630
	FUND SOURCE	MATCH	FY24	FY25	FY26	FY27
		\$0	\$0	\$0	\$0	\$0

UPC NO	115869	SCOPE	Safety			
SYSTEM	Interstate	JURISDICTION	Statewide	OVERSIGHT	NFO	
PROJECT	#ITTF20 STATEWIDE TECHNOLOGY FOR OPERATIONS			ADMIN BY	VDOT	
DESCRIPTION	FROM: Various TO: Various					
ROUTE/STREET	9999				TOTAL COST	\$2,000,000
	FUND SOURCE	MATCH	FY24	FY25	FY26	FY27
PE	Federal - NHS/NHPP	\$0	\$913,491	\$0	\$0	\$0
PE AC	Federal - AC OTHER	\$0	\$1,086,509	\$0	\$0	\$0

UPC NO	123919	SCOPE	Safety			
SYSTEM	Interstate	JURISDICTION	Goochland County	OVERSIGHT	NFO	
PROJECT	#SMART24 - I-64 AT ASHLAND RD (RTE 623) INTERCHANGE			ADMIN BY	VDOT	
DESCRIPTION	FROM: I-64 TO: ASHLAND RD (RTE 623) INTERCHANGE (0.2800 MI)					
PROGRAM NOTE	TIP AMD - add \$5,374,713 (AC-Other) FFY24 PE phase; add \$1,274,992 (NHPP) FFY27 RW phase. Approved 12/7/23. TIP AMD - add \$2,555,914 (AC-Other - CVTA) & \$877,500 (NHPP/E) FFY25 PE phase; add \$3,247,059 (AC-Other - \$2,758,853 CVTA & \$488,206 State) FFY26 RW phase; add \$44,026,241 (AC-Other - \$28,385,062 CVTA & \$15,641,179 State), add \$25,425,687 (AC-NHPP) & \$2,755,727 (AC-STP/STBG) FFY26, add \$1,350,076 (ACC-NHPP) FFY27 CN phase. Approved 10/2/25.					
ROUTE/STREET	I-64 (0064)				TOTAL COST	\$78,888,128
	FUND SOURCE	MATCH	FY24	FY25	FY26	FY27
PE	Federal - NHPP/E	\$0	\$0	\$877,500	\$0	\$0
PE AC	Federal - AC OTHER	\$0	\$0	\$2,555,914	\$0	\$0
RW AC	Federal - AC OTHER	\$0	\$0	\$0	\$3,247,059	\$0
CN	Federal - AC CONVERSION	\$0	\$0	\$0	\$0	\$1,350,076
CN AC	Federal - AC	\$0	\$0	\$0	\$28,181,414	\$0
	Federal - AC OTHER	\$0	\$0	\$0	\$44,026,241	\$0
CN AC		\$0	\$0	\$0	\$72,207,655	\$0

UPC NO	123831	SCOPE	Reconstruction w/ Added Capacity			
SYSTEM	Interstate	JURISDICTION	New Kent County	OVERSIGHT	NFO	
PROJECT	#SMART24 - I-64 GAP WIDENING - SEGMENT B			ADMIN BY	VDOT	
DESCRIPTION	FROM: MILEMARKER 215.6 TO: MILEMARKER 224.3 (8.7000 MI)					
PROGRAM NOTE	TIP ADJ - Add rollover project to TIP based on prior MPO and FHWA approval of STIP Amd #FFY23-03 11/18/23. Approved 11/6/23.; TIP AMD - move \$23,323,495 (Other: State) from Prev to FFY24 PE phase; add \$1,000,000 (Other: State) FFY25 RW phase; add \$165,935,226 (Other: State), \$46,789,224 (Other: Funds CVTA) & \$7,251,447 (NHPP) FFY25 CN phase. Approved 12/7/23.					
ROUTE/STREET	I-64 (0064)				TOTAL COST	\$244,299,392
	FUND SOURCE	MATCH	FY24	FY25	FY26	FY27
PE	Other	\$0	\$23,323,495	\$0	\$0	\$0

RW	Other	\$0	\$0	\$1,000,000	\$0	\$0
CN	Federal - NHS/NHPP	\$0	\$0	\$7,251,447	\$0	\$0
	Other	\$0	\$0	\$212,724,450	\$0	\$0
CN TOTAL		\$0	\$0	\$219,975,897	\$0	\$0

UPC NO	125979	SCOPE	Reconstruction w/ Added Capacity				
SYSTEM	Interstate	JURISDICTION	New Kent County		OVERSIGHT	NFO	
PROJECT	I-64 EXIT 211 INTERCHANGE IMPROVEMENTS				ADMIN BY	VDOT	
DESCRIPTION	FROM: MM211 TO: MM211.2						
PROGRAM NOTE	TIP AMD - add \$7,509,206 (Other: Funds) FFY25 PE phase; add \$ 2,759,207 (Other: Funds) FFY27 RW phase. Add PE & RW phases to demonstrate fiscal constraint for IAR & Arterial Preservation Network; NEPA purposes. Approved 10/31/24.						
ROUTE/STREET	I-64 (0064)				TOTAL COST	\$104,409,043	
	FUND SOURCE	MATCH	FY24	FY25	FY26	FY27	
PE	Other	\$0	\$0	\$7,509,206	\$0	\$0	
RW	Other	\$0	\$0	\$0	\$0	\$2,759,207	

UPC NO	126496	SCOPE	Reconstruction w/Added Capacity				
SYSTEM	Interstate	JURISDICTION	Henrico County		OVERSIGHT	NFO	
PROJECT	I-64 Gayton Rd Interchange & Short Pump Area Improvements				ADMIN BY	VDOT	
DESCRIPTION	FROM: I-64 @ RTE 288 Interchange TO: I-64 @ RTE 250 Interchange						
PROGRAM NOTE	TIP AMD – add \$16,964,000 (Other: Funds) FFY25 PE phase; add \$15,039,412 (Other: Funds) FFY27 RW Phase. Add PE & RW phases to demonstrate fiscal constraint for IAR & Arterial Preservation Network; NEPA purposes. Approved 10/31/24.						
ROUTE/STREET	I-64 (0064)				TOTAL COST	\$331,418,357	
	FUND SOURCE	MATCH	FY24	FY25	FY26	FY27	
PE	Other	\$0	\$0	\$16,964,000	\$0	\$0	
RW	Other	\$0	\$0	\$0	\$0	\$15,039,412	

MPO	Richmond					
UPC NO	122805	SCOPE	Reconstruction w/ Added Capacity			
SYSTEM	Interstate	JURISDICTION	New Kent County	OVERSIGHT	NFO	
PROJECT	#SMART24 - I-64 GAP WIDENING - SEGMENT A			ADMIN BY	VDOT	
DESCRIPTION	FROM: MILEMARKER 204.9 TO: MILEMARKER 215.6 (10.7000 MI)					
PROGRAM NOTE	FFY23 Rollover project - Project added to the FFY24 STIP based on FHWA approval of STIP Amd #FFY23-07 3/03/23. Project is consistent with the metropolitan TIP.					
ROUTE/STREET	I-64 (0064)			TOTAL COST	\$277,828,078	
	FUND SOURCE	MATCH	FY24	FY25	FY26	FY27
		\$0	\$0	\$0	\$0	\$0

UPC NO	127888	SCOPE	Safety			
SYSTEM	Interstate	JURISDICTION	Chesterfield County	OVERSIGHT	NFO	
PROJECT	#SMART26 I-95/Route 10 Interchange Improvement, Phase II			ADMIN BY	VDOT	
DESCRIPTION	FROM: .37 North of Rt. 10 TO: .4 miles South of Rt. 10 (0.7910 MI)					
PROGRAM NOTE	TIP AMD – Ungroup Project: add \$1,000,000 (Other State), \$1,061,320 (AC-NHPP) & \$2,432,280 (NHPP) FFY26 PE Phase. Approved 10/2/25. TIP AMD - Add \$1,720,110 (AC-Other) FFY27 RW phase. Approved 3/5/26.					
ROUTE/STREET	I-95 (0095)			TOTAL COST	\$49,199,419	
	FUND SOURCE	MATCH	FY24	FY25	FY26	FY27
PE	Federal – NHS/NHPP	\$0	\$0	\$0	\$2,432,280	\$0
	Other	\$0	\$0	\$0	\$1,000,000	\$0
PE TOTAL		\$0	\$0	\$0	\$3,432,280	\$0
PE AC	Federal - AC	\$0	\$0	\$0	\$1,061,320	\$0
RW AC	Federal – AC OTHER	\$0	\$0	\$0	\$0	\$1,720,110

UPC NO	127838	SCOPE	Reconstruction w/Added Capacity			
SYSTEM	Interstate	JURISDICTION	New Kent County	OVERSIGHT	NFO	
PROJECT	#SMART26 I-64/Exit 211 Interchange Improvement Project			ADMIN BY	VDOT	
DESCRIPTION	FROM: .I-64 TO: I-64 Exit 211 Interchange (0.3000 MI)					
PROGRAM NOTE	TIP AMD – add \$7,219,736 (AC-Other) FFY25 PE phase; add \$2,652,842 (AC-Other) FFY26 RW phase; add \$79,599,837 (AC-Other) & \$4,527,584 (AC-NHPP) FFY27 CN Phase. Approved 10/2/25.					
ROUTE/STREET	I-64 (0064)			TOTAL COST	\$94,000,000	
	FUND SOURCE	MATCH	FY24	FY25	FY26	FY27
PE AC	Federal – AC Other	\$0	\$0	\$7,219,736	\$0	\$0
RW AC	Federal – AC Other	\$0	\$0	\$0	\$2,652,842	\$0
CN AC	Federal – AC	\$0	\$0	\$0	\$0	\$4,527,585
	Federal – AC Other	\$0	\$0	\$0	\$0	\$79,599,837

CN AC	\$0	\$0	\$0	\$0	\$84,127,422
-------	-----	-----	-----	-----	--------------

UPC NO	128623	SCOPE	Safety			
SYSTEM	Interstate	JURISDICTION	Henrico County	OVERSIGHT	NFO	
PROJECT	I-64 at N Gayton Road Interchange			ADMIN BY	VDOT	
DESCRIPTION						
PROGRAM NOTE	TIP AMD – Add \$7,350,000 (AC-Other) FFY26 PE phase. Approved 2.05.26. TIP AMD – Add \$10,050,000 (AC-Other) FFY27 RW Phase. Approved 3.5.26					
ROUTE/STREET	N Gayton Rd (0064)			TOTAL COST	\$157,400,000	
	FUND SOURCE	MATCH	FY24	FY25	FY26	FY27
PE AC	Federal - AC Other	\$0	\$0	\$0	\$7,350,000	\$0
RW AC	Federal – AC Other	\$0	\$0	\$0	\$0	\$10,050,000

Primary Projects

UPC NO	101020	SCOPE	Reconstruction w/ Added Capacity			
SYSTEM	Primary	JURISDICTION	Chesterfield County	OVERSIGHT	NFO	
PROJECT	#HB2.FY17 RTE 10 (BERMUDA TRIANGLE RD TO MEADOWVILLE RD)			ADMIN BY	Locally	
DESCRIPTION	FROM: 1.73 mi. W of Rte. 618 (OLD BERMUDA HUNDRED RD) TO: 0.27 mi. E of Rte. 618 (OLD BERMUDA HUNDRED ROAD) (2.0000 MI)					
PROGRAM NOTE	Includes \$3,601,251 GARVEE DS Prin Prev, \$1,157,140 GARVEE DS Prin FFY24, \$1,260,368 GARVEE DS Prin FFY25, \$1,321,439 GARVEE DS Prin FFY26, \$1,384,964 GARVEE DS Prin FFY27 Total GARVEE DS Prin \$21,468,256. Corresponding DS UPC110393					
ROUTE/STREET	WEST HNDRD/MEADOWVILLE/OLD BERMUDA HNDRD/RVRSBND (0010)			TOTAL COST	\$66,061,655	
	FUND SOURCE	MATCH	FY24	FY25	FY26	FY27
RW AC	Federal - AC OTHER	\$0	\$7,648,824	\$0	\$0	\$0
CN	Federal - AC CONVERSION	\$0	\$0	\$1,260,368	\$1,321,439	\$1,384,964
	Federal - NHS/NHPP	\$0	\$1,157,140	\$0	\$0	\$0
CN TOTAL		\$0	\$1,157,140	\$1,260,368	\$1,321,439	\$1,384,964
CN AC	Federal - AC	\$0	\$16,709,865	\$0	\$0	\$0
	Federal - AC OTHER	\$0	\$0	\$5,401,477	\$0	\$0
CN AC		\$0	\$16,709,865	\$5,401,477	\$0	\$0

UPC NO	102952	SCOPE	Reconstruction w/ Added Capacity			
SYSTEM	Primary	JURISDICTION	Chesterfield County	OVERSIGHT	NFO	
PROJECT	RTE 10 (I-95 - Rt 1) - WIDENING			ADMIN BY	Locally	
DESCRIPTION	FROM: 0.087 MI W RTE 1(JEFF DAVIS HWY) TO: 0.507 MI E RTE 1 (JEFF DAVIS HWY) (0.5100 MI)					
ROUTE/STREET	WEST HUNDRED ROAD (0010)			TOTAL COST	\$8,996,859	
	FUND SOURCE	MATCH	FY24	FY25	FY26	FY27
CN	Federal - RSTP	\$34,222	\$136,888	\$0	\$0	\$0
CN AC	Federal - AC OTHER	\$0	\$3,711,108	\$0	\$0	\$0

UPC NO	104889	SCOPE	Reconstruction w/ Added Capacity			
SYSTEM	Primary	JURISDICTION	Chesterfield County	OVERSIGHT	NFO	
PROJECT	RT 10 (Whitepine to Frith) WIDENING			ADMIN BY	Locally	
DESCRIPTION	FROM: 0.787 MI N. of Rte. 288 TO: 1.110 MI S. of Rte. 288 (1.8970 MI)					
PROGRAM NOTE	All funds obligated based on current allocations/estimate					
ROUTE/STREET	IRONBRIDGE ROAD (0010)			TOTAL COST	\$15,171,000	
	FUND SOURCE	MATCH	FY24	FY25	FY26	FY27
		\$0	\$0	\$0	\$0	\$0

UPC NO	110393	SCOPE				
SYSTEM	Primary	JURISDICTION	Chesterfield County	OVERSIGHT	NFO	
PROJECT	#HB2.FY17 RT 10 (BERM TRI TO MEADOWV) GARVEE DEBT SERVICE			ADMIN BY	VDOT	
DESCRIPTION						
PROGRAM NOTE	Includes \$2,973,055 GARVEE DS Int Prev, \$774,993 GARVEE DS Int FFY24, \$758,944 GARVEE DS Int FFY25, \$698,074 GARVEE DS Int FFY26, \$634,246 GARVEE DS Int FFY27, \$2,736,587 GARVEE DS Int FFY28-38. Total GARVEE DS Int \$8,575,899. Corresponding CN UPC 101020					
ROUTE/STREET	0010			TOTAL COST	\$16,324,630	
	FUND SOURCE	MATCH	FY24	FY25	FY26	FY27
PE	Federal - AC CONVERSION	\$0	\$0	\$758,944	\$698,074	\$634,246
	Federal - NHS/NHPP	\$0	\$774,993	\$0	\$0	\$0
PE TOTAL		\$0	\$774,993	\$758,944	\$698,074	\$634,246
PE AC	Federal - AC	\$0	\$4,827,851	\$0	\$0	\$0

UPC NO	56181	SCOPE	Reconstruction w/ Added Capacity			
SYSTEM	Primary	JURISDICTION	Hanover County	OVERSIGHT	NFO	
PROJECT	RTE 33 - ADD LEFT TURN LANES AT THE INTERSECTION OF RTE 623			ADMIN BY	VDOT	
DESCRIPTION	FROM: 0.310 MI S RTE 623 (ASHLAND RD) TO: 0.285 MI N RTE 623 (ASHLAND RD) (0.5850 MI)					
ROUTE/STREET	0033			TOTAL COST	\$9,026,104	
	FUND SOURCE	MATCH	FY24	FY25	FY26	FY27
PE	Other	\$0	\$8,853	\$0	\$0	\$0
CN	Other	\$0	\$3,348,947	\$0	\$0	\$0

UPC NO	118145	SCOPE	Preliminary Engineering			
SYSTEM	Primary	JURISDICTION	Chesterfield County		OVERSIGHT	NFO
PROJECT	Route 60 Corridor Improvement Study				ADMIN BY	Locally
DESCRIPTION	FROM: Winterfield Rd/LeGordon Drive TO: Old Buckingham Road/Woolrdige Rd					
ROUTE/STREET	ROUTE 60 (0060)				TOTAL COST	\$125,000
	FUND SOURCE	MATCH	FY24	FY25	FY26	FY27
		\$0	\$0	\$0	\$0	\$0

UPC NO	120380	SCOPE	Transit			
SYSTEM	Primary	JURISDICTION	Henrico County		OVERSIGHT	NFO
PROJECT	#164CIP - I-64 E/WB - BROAD STREET - SHORT PUMP BUS SERVICE				ADMIN BY	DRPT
DESCRIPTION						
ROUTE/STREET	I-64 (0064)				TOTAL COST	\$3,744,635
	FUND SOURCE	MATCH	FY24	FY25	FY26	FY27
PE AC	Federal - AC OTHER	\$0	\$3,744,635	\$0	\$0	\$0

UPC NO	115534	SCOPE	Other			
SYSTEM	Primary	JURISDICTION	Chesterfield County		OVERSIGHT	NFO
PROJECT	Hopkins/Chippenham Interchange Modification Report (IMR)				ADMIN BY	Locally
DESCRIPTION	FROM: Various TO: Various					
ROUTE/STREET	CHIPPENHAM PARKWAY (0150)				TOTAL COST	\$500,000
	FUND SOURCE	MATCH	FY24	FY25	FY26	FY27
		\$0	\$0	\$0	\$0	\$0

UPC NO	118470	SCOPE	Safety and Education of Pedestrians /Bicyclists			
SYSTEM	Primary	JURISDICTION	Henrico County		OVERSIGHT	NFO
PROJECT	W Broad St Pedestrian and Transit Improvements - Glenside Dr				ADMIN BY	VDOT
DESCRIPTION	FROM: Glenside Drive TO: Parham Road (1.7900 MI)					
ROUTE/STREET	WEST BROAD STREET (0250)				TOTAL COST	\$11,951,231
	FUND SOURCE	MATCH	FY24	FY25	FY26	FY27
PE	Federal - RSTP	\$315,587	\$1,262,348	\$0	\$0	\$0
RW	Federal - RSTP	\$494,307	\$0	\$0	\$1,977,226	\$0
CN	Federal - RSTP	\$1,580,353	\$0	\$0	\$0	\$6,321,411

UPC NO	111467	SCOPE	Reconstruction w/ Added Capacity			
SYSTEM	Primary	JURISDICTION	Chesterfield County	OVERSIGHT	NFO	
PROJECT	#SMART18 - SB Rt 288 to WB US 360 WB Off-Ramp			ADMIN BY	Locally	
DESCRIPTION	FROM: 0.046 MI. N of Route 360 (Hull Street Rd.) (1.0890 MI)			TO: 1.135 MI. N. of Route 360 (Hull Street Rd.)		
Program Note	FFY23 Rollover project to adjust the FFY24 STIP based on STIP Adj. #FFY23-09 processed 6/27/23. Project is consistent with the metropolitan TIP.					
ROUTE/STREET	ROUTE 288 (0288)			TOTAL COST	\$21,860,471	
	FUND SOURCE	MATCH	FY24	FY25	FY26	FY27
		\$0	\$0	\$0	\$0	\$0

UPC NO	118147	SCOPE	Preliminary Engineering			
SYSTEM	Primary	JURISDICTION	Goochland County	OVERSIGHT	NFO	
PROJECT	IAR - Route 288 (West Creek Area)			ADMIN BY	VDOT	
DESCRIPTION	FROM: Broad Street Road TO: Tuckahoe Creek Parkway					
ROUTE/STREET	ROUTE 288 (0288)			TOTAL COST	\$499,900	
	FUND SOURCE	MATCH	FY24	FY25	FY26	FY27
PE	Federal - RSTP	\$180	\$720	\$0	\$0	\$0

UPC NO	104890	SCOPE	Reconstruction w/ Added Capacity			
SYSTEM	Primary	JURISDICTION	Chesterfield County	OVERSIGHT	NFO	
PROJECT	RTE 360 E (Lonas Pkwy to Castle Rock Rd) - WIDENING			ADMIN BY	Locally	
DESCRIPTION	FROM: 0.190 Miles West of Bridgewood Rd. TO: 0.029 Miles East of Castle Rock Rd. (0.5610 MI)					
ROUTE/STREET	HULL STREET ROAD (0360)			TOTAL COST	\$7,034,227	
	FUND SOURCE	MATCH	FY24	FY25	FY26	FY27
CN AC	Federal - AC OTHER	\$0	\$597,300	\$0	\$0	\$0

UPC NO	118144	SCOPE	Preliminary Engineering			
SYSTEM	Primary	JURISDICTION	Chesterfield County	OVERSIGHT	NFO	
PROJECT	US 360 Superstreets Study			ADMIN BY	Locally	
DESCRIPTION	FROM: Winterpock Rd TO: Harbour Point Parkway/Mockingbird Lane					
ROUTE/STREET	US 360 (0360)			TOTAL COST	\$300,000	
	FUND SOURCE	MATCH	FY24	FY25	FY26	FY27
		\$0	\$0	\$0	\$0	\$0

UPC NO	13551	SCOPE	Safety			
SYSTEM	Primary	JURISDICTION	Hanover County		OVERSIGHT	NFO
PROJECT	#SMARTI8 - RTE 360 WIDENING				ADMIN BY	Locally
DESCRIPTION	FROM: 0.61 MI W RTE 643 (LEE DAVIS RD) TO: 0.19 MI E RTE 643 (LEE DAVIS RD) (0.8000 MI)					
ROUTE/STREET	MECHANICSVILLE TURNPIKE (0360)				TOTAL COST	\$34,744,037
	FUND SOURCE	MATCH	FY24	FY25	FY26	FY27
PE AC	Federal - AC OTHER	\$0	\$73,989	\$0	\$0	\$0
RW AC	Federal - AC OTHER	\$0	\$407,325	\$0	\$0	\$0
CN AC	Federal - AC OTHER	\$0	\$4,712,137	\$0	\$0	\$0

UPC NO	115202	SCOPE	Other			
SYSTEM	Primary	JURISDICTION	Chesterfield County		OVERSIGHT	NFO
PROJECT	Countywide Sidewalk Plan				ADMIN BY	Locally
DESCRIPTION	FROM: Various TO: Various					
ROUTE/STREET	VARIOUS (9999)				TOTAL COST	\$124,935
	FUND SOURCE	MATCH	FY24	FY25	FY26	FY27
		\$0	\$0	\$0	\$0	\$0

UPC NO	122147	SCOPE	Safety			
SYSTEM	Primary	JURISDICTION	Multi-jurisdictional: Richmond MPO		OVERSIGHT	FO
PROJECT	#ITTF23 – NB HARD SHOULDER RUNNING (HSR)				ADMIN BY	Locally
DESCRIPTION	FROM: 1.22 MI S OF INT ROUTE 711 TO: 0.33 MI OF INT ROUTE 6 (3.9600 MI)					
PROGRAM NOTE	FFY23 Rollover project - Project added to the FFY24 STIP based on FHWA approval of STIP Amd #FFY23-10 7/03/23. Project is consistent with the metropolitan TIP. TIP AMD – add \$247,510 (AC-Other) FFY25 PE phase; add \$26,525,233 (AC-Other) FFY25 CN phase. Approved 10/2/25.					
ROUTE/STREET	RTE 288 (0288)				TOTAL COST	\$28,408,128
	FUND SOURCE	MATCH	FY24	FY25	FY26	FY27
PE AC	Federal – AC Other	\$0	\$0	\$247,510	\$0	\$0
CN AC	Federal – AC Other	\$0	\$0	\$26,525,233	\$0	\$0

UPC NO	124712	SCOPE	Transit			
SYSTEM	Primary	JURISDICTION	Richmond	OVERSIGHT	NFO	
PROJECT	#SMART24 – BROAD ST STREETSCAPE W/ PULSE BRT EXP PHASE III			ADMIN BY	Locally	
DESCRIPTION	FROM: Malvern Avenue TO: Libbie Avenue (1.6000 MI)					
PROGRAM NOTE	TIP AMD – Add new project. Add \$2,244,280 (NHPP) FFY26 PE Phase. Approved 12/4/25.					
ROUTE/STREET	BROAD STREET (0250)			TOTAL COST	\$23,852,736	
	FUND SOURCE	MATCH	FY24	FY25	FY26	FY27
PE	Federal – NHS/NHPP	\$0	\$0	\$0	\$2,244,280	\$0

UPC NO	124341	SCOPE	New Construction Roadway			
SYSTEM	Primary	JURISDICTION	Chesterfield County	OVERSIGHT	NFO	
PROJECT	#SMART26 Busy Street Extended			ADMIN BY	Locally	
DESCRIPTION	FROM: .01 West of Alverser Drive TO: 0.2 East of Murray Olds Drive (0.0500 MI)					
PROGRAM NOTE	TIP AMD – Add new project. Add \$1,585,802 (RSTP) FFY26 PE Phase. Approved 12/4/25.					
ROUTE/STREET	MIDLOTHIAN TURNPIKE (0060)			TOTAL COST	\$22,293,031	
	FUND SOURCE	MATCH	FY24	FY25	FY26	FY27
PE	Federal – RSTP	\$396,451	\$0	\$0	\$1,585,802	\$0

UPC NO	128639	SCOPE	Reconstruction W/ Added Capacity			
SYSTEM	Primary	JURISDICTION	Richmond District-wide	OVERSIGHT	NFO	
PROJECT	Route 288 Southbound Hard Shoulder Running Lane			ADMIN BY	VDOT	
DESCRIPTION						
PROGRAM NOTE	TIP AMD – Add new project. Add \$5,814,100 (AC-Other) FFY26 PE Phase, add \$713,790 (AC-Other) FFY27 RW phase. Approved 3/5/26.					
ROUTE/STREET	ROUTE 288 (0288)			TOTAL COST	\$76,957,652	
	FUND SOURCE	MATCH	FY24	FY25	FY26	FY27
PE AC	Federal – AC OTHER	\$0	\$0	\$0	\$5,814,100	\$0
RW AC	Federal – AC OTHER	\$0	\$0	\$0	\$0	\$713,790

UPC NO	128657	SCOPE	Safety			
SYSTEM	Primary	JURISDICTION	Richmond	OVERSIGHT	NFO	
PROJECT	Port of Virginia Interchange/Commerce Rd Streetscape			ADMIN BY	VDOT	
DESCRIPTION						
PROGRAM NOTE	TIP AMD – Add new project. Add \$2,072,300 (AC-Other) FFY26 PE Phase, add \$4,506,925 (AC-Other) FFY27 RW phase. Approved 3/5/26.					
ROUTE/STREET	Commerce Road (0161)			TOTAL COST	\$25,554,090	
	FUND SOURCE	MATCH	FY24	FY25	FY26	FY27
PE AC	Federal – AC OTHER	\$0	\$0	\$0	\$2,072,300	\$0
RW AC	Federal – AC OTHER	\$0	\$0	\$0	\$0	\$4,506,925

Secondary Projects

UPC NO	111713	SCOPE	New Construction Roadway			
SYSTEM	Secondary	JURISDICTION	Chesterfield County	OVERSIGHT	NFO	
PROJECT	#SMART18 – BBC Ph 1 – Bailey Br. Conn., Brad McNeer Conn.			ADMIN BY	Locally	
DESCRIPTION	FROM: Brad McNeer Pkwy TO: Bailey Bridge Road					
PROGRAM NOTE	TIP AMD – release \$2,000,000 (ACC-STP/STBG) FFY26 PE phase; release \$2,000,000 (AC- Other) FFY24, add \$248,000 (AC-STP/STBG) FFY25, add \$248,000 (ACC-STP/STBG) FFY26 RW phase; add an additional \$9,237,765 (ACC – Other) & \$1,351,970 (AC-STP/STBG) FFY25, add \$1,351,970 (ACC- STP/STBG) FFY26 CN phase. Approved 10/31/24.					
ROUTE/STREET	Bailey Bridge Connector (0000)			TOTAL COST	\$36,464,535	
	FUND SOURCE	MATCH	FY24	FY25	FY26	FY27
RW	Federal – AC Conversion	\$0	\$0	\$0	\$248,000	\$0
RW AC	Federal - AC	\$0	\$0	\$248,000	\$0	\$0
CN	Federal – AC Conversion	\$0	\$0	\$0	\$1,351,970	\$0
CN AC	Federal – AC	\$0	\$0	\$1,351,970	\$0	\$0
	Federal – AC Other	\$0	\$0	\$31,612,565	\$0	\$0
CN AC		\$0	\$0	\$32,964,535	\$0	\$0

UPC NO	115193	SCOPE	Other			
SYSTEM	Secondary	JURISDICTION	Chesterfield County	OVERSIGHT	NFO	
PROJECT	Road Diet Study (Hopkins, Turner, Whitepine)			ADMIN BY	Locally	
DESCRIPTION	FROM: Various TO: Various					
ROUTE/STREET	HOPKINS, TURNER, WHITEPINE (0637)			TOTAL COST	\$83,793	
	FUND SOURCE	MATCH	FY24	FY25	FY26	FY27
		\$0	\$0	\$0	\$0	\$0

UPC NO	77121	SCOPE	Reconstruction w/ Added Capacity			
SYSTEM	Secondary	JURISDICTION	Hanover County	OVERSIGHT	NFO	
PROJECT	RTE 638 - CONSTRUCT LTL & ADD SB REC. LN			ADMIN BY	Locally	
DESCRIPTION	FROM: 0.2 MILE SOUTH OF ROUTE 301 TO: INTERSECTION ROUTE 301 (0.2000 MI)					
ROUTE/STREET	ATLEE ROAD (0638)			TOTAL COST	\$2,588,517	
	FUND SOURCE	MATCH	FY24	FY25	FY26	FY27
CN	Federal - CMAQ	\$4,906	\$19,622	\$0	\$0	\$0
CN AC	Federal - AC OTHER	\$0	\$160,430	\$0	\$0	\$0

UPC NO	115195	SCOPE	Reconstruction w/ Added Capacity			
SYSTEM	Secondary	JURISDICTION	Hanover County	OVERSIGHT	NFO	
PROJECT	Atlee Station Rd Widening (Phase 2)			ADMIN BY	Locally	
DESCRIPTION	FROM: RTE 1860 (Castle Tower Rd) TO: RTE 1255 (Warren Ave) (2.0700 MI)					
ROUTE/STREET	ATLEE STATION ROAD (0637)			TOTAL COST	\$31,529,239	
	FUND SOURCE	MATCH	FY24	FY25	FY26	FY27
RW	Federal - RSTP	\$411,144	\$0	\$1,644,576	\$0	\$0
RW AC	Federal - AC OTHER	\$0	\$0	\$4,421,280	\$0	\$0
CN AC	Federal - AC OTHER	\$0	\$0	\$0	\$0	\$22,542,708

UPC NO	109988	SCOPE	Bridge Replacement w/ Added Capacity			
SYSTEM	Secondary	JURISDICTION	Hanover County	OVERSIGHT	NFO	
PROJECT	#SGR21VB -RT 715 - BR ONLY OVER NEWFOUND RIVER (Fed 9578)			ADMIN BY	VDOT	
DESCRIPTION	FROM: 0.80 Miles North of Rte 781 TO: 0.90 Miles North of Rte 781 (0.0730 MI)					
Program Note	FFY23 Rollover project to adjust the FFY24 STIP based on STIP Adj. #FFY23-08 processed 6/01/23. Project is consistent with the metropolitan TIP.					
ROUTE/STREET	BEAVER DAM ROAD (0715)			TOTAL COST	\$1,722,235	
	FUND SOURCE	MATCH	FY24	FY25	FY26	FY27
		\$0	\$0	\$0	\$0	\$0

UPC NO	81667	SCOPE	Reconstruction w/o Added Capacity			
SYSTEM	Secondary	JURISDICTION	Hanover County	OVERSIGHT	NFO	
PROJECT	RTE 615 (CREIGHTON RD) - ROUNDABOUT			ADMIN BY	Locally	
DESCRIPTION	FROM: COLD HARBOR RD - FR 0.16 MI N CREIGHTON RD TO 0.08 MI S TO: CREIGHTON RD - FR 0.12 MI W COLD HARBOR RD TO 0.07 MI E (0.2000 MI)					
ROUTE/STREET	CREIGHTON ROAD & COLD HARBOR ROAD (0615)			TOTAL COST	\$7,599,275	
	FUND SOURCE	MATCH	FY24	FY25	FY26	FY27
		\$0	\$0	\$0	\$0	\$0

UPC NO	109260	SCOPE	Preliminary Engineering			
SYSTEM	Secondary	JURISDICTION	Hanover County	OVERSIGHT	NFO	
PROJECT	Atlee station RD WIDENING			ADMIN BY	Locally	
DESCRIPTION	FROM: Bell Creek Road TO: Rural Point Road (1.6300 MI)					
ROUTE/STREET	POLE GREEN ROAD (0627)			TOTAL COST	\$20,506,116	
	FUND SOURCE	MATCH	FY24	FY25	FY26	FY27
RW	Federal - RSTP	\$932,365	\$3,729,460	\$0	\$0	\$0
CN	Federal - RSTP	\$1,365,726	\$0	\$0	\$0	\$5,462,905
CN AC	Federal - AC OTHER	\$0	\$0	\$0	\$0	\$7,571,369

UPC NO	104957	SCOPE	Reconstruction w/ Added Capacity			
SYSTEM	Secondary	JURISDICTION	Hanover County	OVERSIGHT	NFO	
PROJECT	#HB2.FY17 RTE 656 - SLIDING HILL ROAD CORRIDOR			ADMIN BY	Locally	
DESCRIPTION	FROM: 0.35 MI W RTE 1265 (TOTOPOTOMOY TRAIL) TO: 0.676 MI E RTE 1265 (TOTOPOTOMOY TRAIL) (1.0300 MI)					
ROUTE/STREET	SLIDING HILL ROAD (0656)			TOTAL COST	\$10,248,817	
	FUND SOURCE	MATCH	FY24	FY25	FY26	FY27
PE AC	Federal - AC OTHER	\$0	\$569,190	\$0	\$0	\$0
CN AC	Federal - AC OTHER	\$0	\$2,747,306	\$0	\$0	\$0

UPC NO	50528	SCOPE	Reconstruction w/ Added Capacity			
SYSTEM	Secondary	JURISDICTION	Henrico County	OVERSIGHT	NFO	
PROJECT	THREE CHOPT ROAD - WIDENING - PE ONLY			ADMIN BY	Locally	
DESCRIPTION	FROM: BARRINGTON HILL DRIVE TO: GASKINS ROAD (1.5000 MI)					
ROUTE/STREET	9999			TOTAL COST	\$2,933,000	
	FUND SOURCE	MATCH	FY24	FY25	FY26	FY27
PE	Federal - RSTP	\$14,000	\$56,000	\$0	\$0	\$0

UPC NO	60933	SCOPE	Reconstruction w/ Added Capacity			
SYSTEM	Secondary	JURISDICTION	Henrico County	OVERSIGHT	NFO	
PROJECT	RTE 9999 - DABBS HOUSE RD; RECONSTRUCTION			ADMIN BY	Locally	
DESCRIPTION	FROM: INT. DABBS HOUSE ROAD AND NINE MILE ROAD TO: 0.075 MI. N OF INT. DABBS HOUSE RD & E RICHMOND RD (0.8920 MI)					
ROUTE/STREET	DABBS HOUSE ROAD (9999)			TOTAL COST	\$13,444,064	
	FUND SOURCE	MATCH	FY24	FY25	FY26	FY27
PE	Federal - RSTP	(\$107,936)	(\$431,742)	\$0	\$0	\$0
RW	Federal - RSTP	\$8,816	\$35,262	\$0	\$0	\$0
CN	Federal - RSTP	\$99,120	\$396,480	\$0	\$0	\$0
CN AC	Federal - AC OTHER	\$0	\$154,321	\$0	\$0	\$0

UPC NO	118150	SCOPE	Facilities for Pedestrians and Bicycles			
SYSTEM	Secondary	JURISDICTION	Henrico County	OVERSIGHT	NFO	
PROJECT	Nuckols Road Pedestrian Improvements			ADMIN BY	Locally	
DESCRIPTION	FROM: Springfield Road TO: Capital One way					
ROUTE/STREET	NUCKOLS RD (0157)			TOTAL COST	\$2,160,000	
	FUND SOURCE	MATCH	FY24	FY25	FY26	FY27
PE	Federal - CMAQ	\$66,400	\$265,600	\$0	\$0	\$0
RW	Federal - CMAQ	\$164,800	\$0	\$0	\$659,200	\$0
CN	Federal - CMAQ	\$200,800	\$0	\$0	\$0	\$803,200

UPC NO	115001	SCOPE	Other			
SYSTEM	Secondary	JURISDICTION	Henrico County	OVERSIGHT	NFO	
PROJECT	Parham Road/Hungary Road Bicycle and Pedestrian Study			ADMIN BY	Locally	
DESCRIPTION	FROM: Parham Road - Various TO: Hungary Road - Various					
ROUTE/STREET	PARHAM ROAD (9999)			TOTAL COST	\$250,000	
	FUND SOURCE	MATCH	FY24	FY25	FY26	FY27
		\$0	\$0	\$0	\$0	\$0

UPC NO	111716	SCOPE	Reconstruction w/ Added Capacity			
SYSTEM	Secondary	JURISDICTION	Henrico County	OVERSIGHT	NFO	
PROJECT	#SMART18 - RICHMOND-HENRICO TURNPIKE -- SOUTH SGMT			ADMIN BY	Locally	
DESCRIPTION	FROM: LABURNUM AVENUE TO: HUMMINGBIRD RD (1.1490 MI)					
PROGRAM NOTE	Linked to UPC 110911					
ROUTE/STREET	RICHMOND-HENRICO TURNPIKE (7609)			TOTAL COST	\$29,678,850	
	FUND SOURCE	MATCH	FY24	FY25	FY26	FY27
PE	Federal - STP/STBG	\$0	\$92,100	\$0	\$0	\$0
RW	Federal - STP/STBG	\$0	\$1,732,358	\$0	\$0	\$0
CN	Federal - STP/STBG	\$0	\$2,200,719	\$0	\$0	\$0
CN AC	Federal - AC OTHER	\$0	\$21,252,031	\$0	\$0	\$0

UPC NO	104880	SCOPE	Facilities for Pedestrians and Bicycles			
SYSTEM	Secondary	JURISDICTION	Henrico County	OVERSIGHT	NFO	
PROJECT	RIDGEFIELD PKWY - CONSTRUCT SIDEWALK			ADMIN BY	Locally	
DESCRIPTION	FROM: PUMP RD TO: FALCONBRIDGE DR (1.1800 MI)					
ROUTE/STREET	RIDGEFIELD PARKWAY (9999)			TOTAL COST	\$1,172,000	
	FUND SOURCE	MATCH	FY24	FY25	FY26	FY27
CN AC	Federal - AC OTHER	\$0	\$1,999	\$0	\$0	\$0

UPC NO	60934	SCOPE	Reconstruction w/o Added Capacity			
SYSTEM	Secondary	JURISDICTION	Henrico County	OVERSIGHT	NFO	
PROJECT	RTE 9999 - SADLER RD; WIDEN & RECONSTRUCT; FED ESCROW PROJ			ADMIN BY	Locally	
DESCRIPTION	FROM: 0.005 MI WEST OF DOMINION BOULEVARD TO: 0.030 MI EAST OF CEDAR FOREST ROAD (1.8830 MI)					
ROUTE/STREET	SADLER ROAD (9999)			TOTAL COST	\$3,500,000	
	FUND SOURCE	MATCH	FY24	FY25	FY26	FY27
PE	Federal - STP/STBG	\$29,656	\$118,623	\$0	\$0	\$0

UPC NO	50529	SCOPE	Reconstruction w/ Added Capacity			
SYSTEM	Secondary	JURISDICTION	Henrico County	OVERSIGHT	NFO	
PROJECT	RTE 9999 (THREE CHOPT ROAD) WIDEN TO 4 LANES			ADMIN BY	Locally	
DESCRIPTION	FROM: 1.076 Mi W INT. COX ROAD TO: 0.241 MI E INT. GASKINS ROAD (2.1740 MI)					
PROGRAM NOTE	TIP AMD – Move \$2,914,796 (RSTP) from FFY24 to FFY26 & add an additional \$5,999,024 RW phase; move \$10,801,994 (RSTP) from FFY25 to FFY26 & add an additional \$1,788,135, move \$9,903,733 (AC-Other) from FFY25 to FFY26 & add an additional \$29,964,030 CN phase. Approved 4/23/26.					
ROUTE/STREET	THREE CHOPT ROAD (9999)			TOTAL COST	\$70,516,507	
	FUND SOURCE	MATCH	FY24	FY25	FY26	FY27
RW	Federal - RSTP	\$2,288,455	\$0	\$0	\$8,913,820	\$0
CN	Federal - RSTP	\$3,147,532	\$0	\$0	\$12,560,129	\$0
CNAC	Federal - AC OTHER	\$0	\$0	\$0	\$39,867,763	\$0

UPC NO	101246	SCOPE	Bridge Rehab w/o Added Capacity			
SYSTEM	Secondary	JURISDICTION	Powhatan County	OVERSIGHT	NFO	
PROJECT	ROUTE 681 - BRIDGE REPAIR (SCOUR) OVER APPOMATTOX RIVER			ADMIN BY	VDOT	
DESCRIPTION	Rte 681 Over Appomattox River (VA Str 6910) (0.2700 MI)					
ROUTE/STREET	CLEMENTON ROAD (0681)			TOTAL COST	\$2,036,495	
	FUND SOURCE	MATCH	FY24	FY25	FY26	FY27
CN	Federal - BR	\$0	\$90,135	\$0	\$0	\$0
CNAC	Federal - AC OTHER	\$0	\$557,778	\$0	\$0	\$0

UPC NO	112974	SCOPE	New Construction Roadway			
SYSTEM	Secondary	JURISDICTION	Chesterfield County	OVERSIGHT	NFO	
PROJECT	RTE 668 (WOOLRIDGE ROAD, RT 288-OLD HUNDRED ROAD) EXTENSION			ADMIN BY	LOCALLY	
DESCRIPTION	FROM: 0.299 MI South of Rte 652 TO: 0.435 MI North of Rte 288					
ROUTE/STREET	Woolridge Road (Rte 668)			TOTAL COST		
MPO NOTE	Project is non-federal; Funded via CVTA, state Revenue Sharing; Included for conformity; CN completion expected in 2025					
	FUND SOURCE	MATCH	FY24	FY25	FY26	FY27
		\$0	\$0	\$0	\$0	\$0

UPC NO	HEN0001	SCOPE	New Construction Roadway			
SYSTEM	Secondary	JURISDICTION	Henrico County	OVERSIGHT	NFO	
PROJECT	Magellan Parkway Extension			ADMIN BY	LOCALLY	
DESCRIPTION	From: Green City, To: Magellan Parkway Bridge over I-95					
ROUTE/STREET	Magellan Parkway			TOTAL COST	\$14,400,000	
MPO NOTE	Project is non-federal; Locally funded; Included for conformity only; CN completion expected in 2024					
	FUND SOURCE	MATCH	FY24	FY25	FY26	FY27
		\$0	\$0	\$0	\$0	\$0

UPC NO	HEN0002	SCOPE	New Construction Bridge			
SYSTEM	Secondary	JURISDICTION	Henrico County	OVERSIGHT	NFO	
PROJECT	Magellan Parkway Bridge over I-95			ADMIN BY	LOCALLY	
DESCRIPTION	From: Magellan Pkwy Extension, To: Magellan Pkwy (Retreat @ One)					
ROUTE/STREET	Magellan Parkway			TOTAL COST	\$18,616,000	
MPO NOTE	Project is non-federal; CVTA funded; Included for conformity; CN completion expected in 2025					
	FUND SOURCE	MATCH	FY24	FY25	FY26	FY27
		\$0	\$0	\$0	\$0	\$0

UPC NO	T29562	SCOPE	Facilities for Pedestrians and Bicycles			
SYSTEM	Secondary	JURISDICTION	Henrico County	OVERSIGHT	NFO	
PROJECT	Multimodal Improvements on S. Laburnum Ave. Over I-64			ADMIN BY	LOCALLY	
DESCRIPTION	From: Thornhurst Street To: Gay Avenue					
ROUTE/STREET	S. Laburnum Avenue (9999)			TOTAL COST	\$18,616,000	
MPO NOTE	TIP AMD – add \$1,703,335 (AC-Other) FFY24					
	FUND SOURCE	MATCH	FY24	FY25	FY26	FY27
PE AC	Federal – AC Other	\$0	\$1,703,335	\$0	\$0	\$0

Urban Projects

UPC NO	121681	SCOPE	Bridge Replacement w/o Added Capacity			
SYSTEM	Urban	JURISDICTION	Henrico County		OVERSIGHT	NFO
PROJECT	#BF- RTE 0 MEADOW RD (FED ID 9652) CR				ADMIN BY	Locally
DESCRIPTION	FROM: 2.15 miles TO GRAPEVINE RD TO: 0.15 miles TO 60					
Program Note	FFY23 Rollover project - Project added to the FFY24 STIP based on FHWA approval of STIP Amd #FFY23-06 2/14/23. Project is consistent with the metropolitan TIP.					
ROUTE/STREET	MEADOW ROAD (0000)				TOTAL COST	\$2,181,266
	FUND SOURCE	MATCH	FY24	FY25	FY26	FY27
RW	Federal - BR	\$0	\$0	\$5,250	\$0	\$0
CN	Federal - BR	\$0	\$0	\$0	\$1,746,556	\$0
CN AC	Federal - AC OTHER	\$0	\$0	\$0	\$186,500	\$0

UPC NO	15958	SCOPE	Reconstruction w/ Added Capacity			
SYSTEM	Urban	JURISDICTION	Richmond		OVERSIGHT	
PROJECT	COMMERCE ROAD - WIDENING				ADMIN BY	Locally
DESCRIPTION	FROM: BELLS ROAD (SOUTH JUNCTION) TO: 0.13 Mile N. of BELLEMEADE ROAD (1.8780 MI)					
ROUTE/STREET	COMMERCE ROAD				TOTAL COST	\$36,272,153
	FUND SOURCE	MATCH	FY24	FY25	FY26	FY27
PE	Federal - RSTP	\$100,159	\$400,635	\$0	\$0	\$0
CN	Federal - NHS/NHPP	\$0	\$3,290,346	\$0	\$0	\$0
	Federal - RSTP	\$438,514	\$1,754,054	\$0	\$0	\$0
	Federal - STP/STBG	\$234,321	\$937,283	\$0	\$0	\$0
CN TOTAL		\$672,834	\$5,981,683	\$0	\$0	\$0
CN AC	Federal - AC OTHER	\$0	\$20,934,577	\$0	\$0	\$0

UPC NO	19036	SCOPE	Reconstruction w/o Added Capacity			
SYSTEM	Urban	JURISDICTION	Richmond		OVERSIGHT	NFO
PROJECT	FOREST HILL AVENUE IMPROVEMENTS				ADMIN BY	Locally
DESCRIPTION	FROM: HATHAWAY RD TO: POWHITE PARKWAY (0.7400 MI)					
ROUTE/STREET	FOREST HILL AVENUE (U000)				TOTAL COST	\$14,189,886
	FUND SOURCE	MATCH	FY24	FY25	FY26	FY27
		\$0	\$0	\$0	\$0	\$0

UPC NO	19035	SCOPE	Reconstruction w/o Added Capacity			
SYSTEM	Urban	JURISDICTION	Richmond	OVERSIGHT	NFO	
PROJECT	JAHNKE ROAD - 2 LANE IMPROVEMENTS			ADMIN BY	Locally	
DESCRIPTION	FROM: BLAKEMORE RD TO: FOREST HILL AVE (1.2200 MI)					
PROGRAM NOTE	TIP AMD - move \$328,000 (RSTP) from FFY24 to FFY25 & add an addit'l \$389,840 PE phase; move \$120,000 (RSTP) from FFY24 to FFY25 & add an addit'l \$832,918 RW phase; move \$865,522 (CM) from FFY24 to FFY25, move \$5,117,417 (RSTP) from FFY24 to FFY25 & add an addit'l \$2,516,076, release \$680,000 (STP/STBG) FFY24, move \$9,126,994 (AC-Other) from FFY24 to FFY25 & add an addit'l \$1,861,223 CN phase. Approved 10/31/24. TIP AMD - add an addit'l \$28,000 (RSTP) FFY25 PE phase; release \$28,000 (RSTP) & add an addit'l \$8,788,201 (AC- Other) FFY25 CN phase. Approved 05/29/25					
ROUTE/STREET	JAHNKE ROAD			TOTAL COST	\$36,488,634	
	FUND SOURCE	MATCH	FY24	FY25	FY26	FY27
PE	Federal - RSTP	\$186,460	\$0	\$745,840	\$0	\$0
RW	Federal - RSTP	\$238,230	\$0	\$952,918	\$0	\$0
CN	Federal - CMAQ	\$216,381	\$0	\$865,522	\$0	\$0
	Federal - RSTP	\$1,901,373	\$0	\$7,605,493	\$0	\$0
CN TOTAL		\$2,117,754	\$0	\$8,471,015	\$0	\$0
CN AC	Federal - AC OTHER	\$0	\$0	\$19,776,418	\$0	\$0

UPC NO	104887	SCOPE	Bridge Rehab w/o Added Capacity			
SYSTEM	Urban	JURISDICTION	Richmond	OVERSIGHT	NFO	
PROJECT	RTE 60 - BRIDGE REHABILITATION			ADMIN BY	Locally	
DESCRIPTION	AT RTE 161 (BELT BLVD) (0.1900 MI)					
ROUTE/STREET	MIDLOTHIAN TURNPIKE (0060)			TOTAL COST	\$2,010,348	
	FUND SOURCE	MATCH	FY24	FY25	FY26	FY27
CN	Federal - RSTP		\$0	\$411,882	\$0	\$0
CN AC	Federal - AC OTHER		\$0	\$85,589	\$0	\$0

UPC NO	115222	SCOPE	Other			
SYSTEM	Urban	JURISDICTION	Richmond	OVERSIGHT	NFO	
PROJECT	Park-N-Ride Bus Purchase			ADMIN BY	Locally	
DESCRIPTION	FROM: Various TO: Various					
ROUTE/STREET	VARIOUS (9999)			TOTAL COST	\$90,335	
	FUND SOURCE	MATCH	FY24	FY25	FY26	FY27
CN	Federal - CMAQ	\$18,067	\$72,268	\$0	\$0	\$0

UPC NO	T29775	SCOPE	Safety			
SYSTEM	Urban	JURISDICTION	Richmond	OVERSIGHT	NFO	
PROJECT	RICHMOND SAFE STREETS 4 ALL TRAFFIC SAFETY AND OPERATIONS			ADMIN BY	Locally	
DESCRIPTION	FROM: CITYWIDE (MULTIPLE LOCATIONS) TO: CITYWIDE (MULTIPLE LOCATIONS)					
PROGRAM NOTE	TIP AMD - add \$1,762,516 (Other Funds) FFY24 PE phase; add \$9,006,394 (Other Funds) FFY25 CN phase. Approved 9/5/2024.					
ROUTE/STREET	CITYWIDE (MULTIPLE LOCATIONS) (9999)			TOTAL COST	\$13,461,137	
	FUND SOURCE	MATCH	FY24	FY25	FY26	FY27
PE	Other	\$440,629	\$1,762,516	\$0	\$0	\$0
CN	Other	\$2,251,599	\$0	\$9,006,394	\$0	\$0

UPC NO	T29776	SCOPE	Bridge Rehab w/o Added Capacity			
SYSTEM	Urban	JURISDICTION	Richmond	OVERSIGHT	NFO	
PROJECT	ARTHUR ASHE BLVD. BRIDGE REPLACEMENT OVER CSX RAILROAD			ADMIN BY	Locally	
DESCRIPTION						
PROGRAM NOTE	TIP AMD - add \$1,360,000 (Other Funds) FFY25 PE phase; add \$17,040,000 (Other Funds) FFY27 CN phase. Approved 9/5/24					
ROUTE/STREET	ARTHUR ASHE BLVD OVER CSX (9999)			TOTAL COST	\$23,000,000	
	FUND SOURCE	MATCH	FY24	FY25	FY26	FY27
PE	Other	\$340,000	\$0	\$1,360,000	\$0	\$0
CN	Other	\$4,260,000	\$0	\$0	\$0	\$17,040,000

UPC NO	123760	SCOPE	Safety			
SYSTEM	Urban	JURISDICTION	Ashland	OVERSIGHT	NFO	
PROJECT	#SMART24 – Green Chimney			ADMIN BY	VDOT	
DESCRIPTION	FROM: US 1 TO: HILL CARTER					
PROGRAM NOTE	TIP AMD - add \$1,552,119 (AC-Other) & \$50,000 (Other: Funds – Local) FFY25 PE phase; add \$1,713,703 (AC-Other) FFY27 RW phase. Approved 3/6/25					
ROUTE/STREET	GREEN CHIMNEY (U000)			TOTAL COST	\$11,846,776	
	FUND SOURCE	MATCH	FY24	FY25	FY26	FY27
PE	Other	\$0	\$0	\$50,000	\$0	\$0
PE AC	Federal – AC OTHER	\$0	\$0	\$1,552,119	\$0	\$0
RW AC	Federal – AC OTHER	\$0	\$0	\$0	\$0	\$1,713,703

UPC NO	123761	SCOPE	New Construction Roadway			
SYSTEM	Urban	JURISDICTION	Ashland	OVERSIGHT	NFO	
PROJECT	#SMART24 – HILL CARTER PARKWAY EXTENSION			ADMIN BY	VDOT	
DESCRIPTION	FROM: KITTLE HAMILTON LANE TO: QUARLES ROAD					
PROGRAM NOTE	TIP AMD - add \$2,236,322 (AC-Other) & \$50,000 (Other: Funds – Local) FFY25 PE phase; add \$2,841,385 (AC-Other) FFY26 RW phase. Approved 3/6/25					
ROUTE/STREET	Hill Carter Parkway (U000)			TOTAL COST	\$22,517,888	
	FUND SOURCE	MATCH	FY24	FY25	FY26	FY27
PE	Other	\$0	\$0	\$50,000	\$0	\$0
PE AC	Federal – AC OTHER	\$0	\$0	\$2,236,322	\$0	\$0
RW AC	Federal – AC OTHER	\$0	\$0	\$0	\$2,841,385	\$0

UPC NO	104888	SCOPE	Bridge Rehab w/o Added Capacity			
SYSTEM	Urban	JURISDICTION	Richmond	OVERSIGHT	NFO	
PROJECT	#SGR23LB – RT 360 – REPLACE MAYO BRIDGE			ADMIN BY	Locally	
DESCRIPTION	FROM: Floodwall near Manchester Road TO: Floodwall near Canal Walk (0.3770 MI)					
PROGRAM NOTE	TIP AMD – Ungroup project: release \$2,388,800 (RSTP) & \$1,175,254 (NHPP), add \$4,749,002 (DEMO) FFY25 PE phase; add \$13,486,114 (BR), \$1,175,253 (NHPP) & \$110,906 (RSTP) FFY27 RW Phase. Approved 5/29/25.					
ROUTE/STREET	MAYO BRIDGE			TOTAL COST	\$194,774,015	
	FUND SOURCE	MATCH	FY24	FY25	FY26	FY27
PE	Federal – DEMO	\$1,250,000	\$250,998	\$4,749,002	\$0	\$0
	Federal – NHS/NHPP	\$0	\$0	(\$1,175,254)	\$0	\$0
	Federal – RSTP	(\$597,200)	\$0	(\$2,388,800)	\$0	\$0
PE TOTAL		\$652,800	\$250,998	\$1,184,948	\$0	\$0
RW	Federal – BR	\$0	\$0	\$0	\$0	\$13,486,114
	Federal – NHS/NHPP	\$0	\$0	\$0	\$0	\$1,175,253
	Federal – RSTP	\$27,727	\$0	\$0	\$0	\$110,906
RW TOTAL		\$27,727	\$0	\$0	\$0	\$14,772,273

Enhancement Projects

UPC NO	107535	SCOPE	Facilities for Pedestrians and Bicycles			
SYSTEM	Enhancement	JURISDICTION	Henrico County		OVERSIGHT	NFO
PROJECT	DOREY PARK - SHARED-USE PATH - TAP				ADMIN BY	Locally
DESCRIPTION	FROM: 1.0 mi S of the int of Darbytown Rd and Dorey Pk TO: 0.1 mi S of the int of Darbytown Rd and Dorey Pk					
ROUTE/STREET	DOREY PARK DRIVE (EN15)				TOTAL COST	\$364,863
	FUND SOURCE	MATCH	FY24	FY25	FY26	FY27
PE AC	Federal - AC OTHER	\$0	\$17,315	\$0	\$0	\$0
CN AC	Federal - AC OTHER	\$0	\$13,798	\$0	\$0	\$0

UPC NO	107515	SCOPE	Facilities for Pedestrians and Bicycles			
SYSTEM	Enhancement	JURISDICTION	Richmond		OVERSIGHT	NFO
PROJECT	CARNATION STREET - ADD SIDEWALK - TAP				ADMIN BY	Locally
DESCRIPTION	FROM: RTE 60 (MIDLOTHIAN TPKE) TO: HIOAKS RD					
PROGRAM NOTE	All funds obligated based on current allocations/estimate					
ROUTE/STREET	CARNATION STREET (EN15)				TOTAL COST	\$591,991
	FUND SOURCE	MATCH	FY24	FY25	FY26	FY27
		\$0	\$0	\$0	\$0	\$0

UPC NO	110968	SCOPE	Facilities for Pedestrians and Bicycles			
SYSTEM	Enhancement	JURISDICTION	Henrico County		OVERSIGHT	NFO
PROJECT	FOUR MILE CREEK VCT IMPROVEMENTS				ADMIN BY	Locally
DESCRIPTION	FROM: 0.1 mi E of Farmer's Circle Drive TO: 0.1 mi W of Farmer's Circle Drive (0.2000 MI)					
ROUTE/STREET	EN17				TOTAL COST	\$1,234,975
	FUND SOURCE	MATCH	FY24	FY25	FY26	FY27
CN AC	Federal - AC OTHER	\$0	\$387,242	\$0	\$0	\$0

Miscellaneous Projects

UPC NO	103393	SCOPE	Facilities for Pedestrians and Bicycles			
SYSTEM	Miscellaneous	JURISDICTION	Ashland	OVERSIGHT	NFO	
PROJECT	ASHLAND TROLLEY LINE TRAIL			ADMIN BY	Locally	
DESCRIPTION	FROM: MAPLE ST EXTENSION TO: TROLLEY LINE TRAIL PARK (0.2700 MI)					
ROUTE/STREET	0000			TOTAL COST	\$1,710,156	
	FUND SOURCE	MATCH	FY24	FY25	FY26	FY27
		\$0	\$0	\$0	\$0	\$0

UPC NO	T23339	SCOPE				
SYSTEM	Miscellaneous	JURISDICTION	Henrico County	OVERSIGHT	NFO	
PROJECT	PE for Parking Lots - Henrico County			ADMIN BY	DRPT	
DESCRIPTION	FROM: Various TO: Various					
ROUTE/STREET	0000			TOTAL COST	\$507,318	
	FUND SOURCE	MATCH	FY24	FY25	FY26	FY27
PE AC	Federal - AC OTHER	\$0	\$99,999	\$0	\$0	\$0

UPC NO	T206	SCOPE	Transit			
SYSTEM	Miscellaneous	JURISDICTION	Richmond	OVERSIGHT	NFO	
PROJECT	Alternative Fuel Trolley Vehicle Replacement			ADMIN BY	Locally	
DESCRIPTION						
ROUTE/STREET	GREATER RICHMOND TRANSIT COMPANY (0000)			TOTAL COST	\$180,000	
	FUND SOURCE	MATCH	FY24	FY25	FY26	FY27
		\$0	\$0	\$0	\$0	\$0

UPC NO	109193	SCOPE	Transit			
SYSTEM	Miscellaneous	JURISDICTION	Henrico County	OVERSIGHT	NFO	
PROJECT	CRAC CNG BUS PURCHASE			ADMIN BY	Other	
DESCRIPTION	FROM: various TO: various					
ROUTE/STREET	9999			TOTAL COST	\$140,150	
	FUND SOURCE	MATCH	FY24	FY25	FY26	FY27
PE	Federal - CMAQ	\$28,000	\$112,000	\$0	\$0	\$0

UPC NO	86357	SCOPE	Other				
SYSTEM	Miscellaneous	JURISDICTION	Multi-jurisdictional: Richmond MPO	OVERSIGHT	NFO		
PROJECT	RAMPO Travel Demand Modeling On-Call Consultant Support			ADMIN BY	Other		
DESCRIPTION							
ROUTE/STREET	9999				TOTAL COST	\$1,443,550	
	FUND SOURCE	MATCH	FY24	FY25	FY26	FY27	
		\$0	\$0	\$0	\$0	\$0	

UPC NO	115815	SCOPE	Other				
SYSTEM	Miscellaneous	JURISDICTION	Richmond	OVERSIGHT	NFO		
PROJECT	I-64 Express Barge Service Expansion			ADMIN BY	Other		
DESCRIPTION	FROM: RMT TO: RMT (-)						
ROUTE/STREET	RMT (9999)				TOTAL COST	\$3,000,000	
	FUND SOURCE	MATCH	FY24	FY25	FY26	FY27	
CN	Federal - CMAQ	\$600,000	\$2,400,000	\$0	\$0	\$0	

UPC NO	118143	SCOPE	Preliminary Engineering				
SYSTEM	Miscellaneous	JURISDICTION	Richmond District-wide	OVERSIGHT	NFO		
PROJECT	RRTPO Scenario Planning Pilot			ADMIN BY	Locally		
DESCRIPTION	FROM: Various TO: Various						
ROUTE/STREET	9999				TOTAL COST	\$243,550	
	FUND SOURCE	MATCH	FY24	FY25	FY26	FY27	
PE	Federal - RSTP	\$48,710	\$194,840	\$0	\$0	\$0	

UPC NO	T20741	SCOPE					
SYSTEM	Miscellaneous	JURISDICTION	Statewide	OVERSIGHT	NFO		
PROJECT	VEHICLE FUEL CONVERSION PROGRAM MARKETING			ADMIN BY	Other		
DESCRIPTION							
ROUTE/STREET	9999				TOTAL COST	\$360,000	
	FUND SOURCE	MATCH	FY24	FY25	FY26	FY27	
CN	Federal - CMAQ	\$72,000	\$288,000	\$0	\$0	\$0	

UPC NO	T11802	SCOPE	Other			
SYSTEM	Miscellaneous	JURISDICTION	Statewide	OVERSIGHT	FO	
PROJECT	Vehicle Fuel Conversion Program			ADMIN BY	Other	
DESCRIPTION	FROM: 1 TO: 1					
ROUTE/STREET	9999			TOTAL COST	\$8,640,000	
	FUND SOURCE	MATCH	FY24	FY25	FY26	FY27
CN	Federal - CMAQ	\$1,235,482	\$4,941,927	\$0	\$0	\$0

UPC NO	T41	SCOPE	Transit			
SYSTEM	Miscellaneous	JURISDICTION	Richmond	OVERSIGHT	NFO	
PROJECT	Renovation of Transportation Facility			ADMIN BY	VDOT	
DESCRIPTION						
ROUTE/STREET	GREATER RICHMOND TRANSIT COMPANY (Mtch)			TOTAL COST	\$3,786,000	
	FUND SOURCE	MATCH	FY24	FY25	FY26	FY27
		\$0	\$0	\$0	\$0	\$0

UPC NO	T203	SCOPE	Transit			
SYSTEM	Miscellaneous	JURISDICTION	Richmond	OVERSIGHT	NFO	
PROJECT	Regionwide Air Pollution Reduction Program - Ridefinders			ADMIN BY	DRPT	
DESCRIPTION	Regionwide Air Pollution Reduction Program					
PROGRAM NOTE	TIP AMD: Add \$2,000,000 (CMAQ) and \$500,000 (State Match) in FY26. Approved 3.5.26.					
ROUTE/STREET	COMPOOL INC.(RIDEFINDERS) (RAPR)			TOTAL COST	\$17,688,219	
	FUND SOURCE	MATCH	FY24	FY25	FY26	FY27
PE	Federal - CMAQ	\$201,800	\$407,200	\$400,000	\$2,000,000	\$0
	State Match		\$102,000	\$100,000	\$500,000	\$0

UPC NO	113832	SCOPE	Other			
SYSTEM	Miscellaneous	JURISDICTION	Richmond	OVERSIGHT	NFO	
PROJECT	Richmond Marine Terminal (RMT) - Drop Lot			ADMIN BY	Other	
DESCRIPTION	FROM: various TO: various					
PROGRAM NOTE	All funds obligated based on current allocations/estimate. Linked to UPCs 122142, 122142 & 122143.					
ROUTE/STREET	RMT TERMINAL (U000)			TOTAL COST	\$2,764,062	
	FUND SOURCE	MATCH	FY24	FY25	FY26	FY27
		\$0	\$0	\$0	\$0	\$0

UPC NO	124309	SCOPE	Other			
SYSTEM	Miscellaneous	JURISDICTION	Statewide	OVERSIGHT	NFO	
PROJECT	Transforming Rail in Virginia / VPRA			ADMIN BY	DRPT	
DESCRIPTION	FROM: DC Rte 46, Rte 47, Rte 50 adn Rte 151 TO: Roanoke, Newport News, Norfolk and Richmond					
PROGRAM NOTE	TIP AMD - add \$81,901,009 (CM), \$43,296,138 (AC-CM) & \$117,578,455 (Other: State) FFY24, add \$19,197,761 (ACC- CM) FFY25, \$22,302,363 (ACC-CM) FFY26, \$1,796,014 (ACC-CM) FFY27					
ROUTE/STREET	9999			TOTAL COST	\$274,074,889	
	FUND SOURCE	MATCH	FY24	FY25	FY26	FY27
PE	Federal - AC CONVERSION	\$10,824,035	\$0	\$19,197,761	\$22,302,363	\$1,796,014
	Federal - CMAQ	\$20,475,252	\$81,901,009	\$0	\$0	\$0
	Other	\$0	\$117,578,455	\$0	\$0	\$0
PE TOTAL		\$31,299,287	\$199,479,464	\$19,197,761	\$22,302,363	\$1,796,014
PE AC	Federal - AC	\$10,824,035	\$43,296,138	\$0	\$0	\$0

UPC NO	T29563	SCOPE	Other			
SYSTEM	Miscellaneous	JURISDICTION	Henrico County	OVERSIGHT	NFO	
PROJECT	Henrico County Community Charging Network			ADMIN BY	DRPT	
DESCRIPTION	From: Various To: Various					
PROGRAM NOTE	TIP AMD - add \$363,200 (AC- Other) FFY24 PE Phase; add \$1,452,800 (AC-Other) FFY25 CN Phase					
ROUTE/STREET	County Wide (Multiple Locations) (9999)			TOTAL COST	\$1,816,000	
	FUND SOURCE	MATCH	FY24	FY25	FY26	FY27
PE AC	Federal - AC Other	\$0	\$363,200	\$0	\$0	\$0
CN AC	Federal - AC Other	\$0	\$0	\$1,452,800	\$0	\$0

Public Transportation Projects

UPC NO	T2131	SCOPE	Transit			
SYSTEM	Public Transportation	JURISDICTION	Chesterfield County	OVERSIGHT	NFO	
PROJECT	Expansion of Bus Service			ADMIN BY	VDOT	
DESCRIPTION	Expansion of Bus Service					
ROUTE/STREET	0000			TOTAL COST	\$2,595,508	
	FUND SOURCE	MATCH	FY24	FY25	FY26	FY27
		\$0	\$0	\$0	\$0	\$0

UPC NO	T20113	SCOPE	Transit			
SYSTEM	Public Transportation	JURISDICTION	Richmond	OVERSIGHT	NFO	
PROJECT	GRTC REPLACEMENT OF ROLLING STOCK CNG BUSES (FY22)			ADMIN BY	DRPT	
DESCRIPTION	FROM: N/A TO: N/A					
ROUTE/STREET	9999			TOTAL COST	\$2,550,420	
	FUND SOURCE	MATCH	FY24	FY25	FY26	FY27
CN	Federal - CMAQ	\$139,630	\$558,520	\$0	\$0	\$0

STIP ID	GRTC003	SCOPE	Transit			
SYSTEM	Public Transportation	RECIPIENT	Greater Richmond Transit Company			
PROJECT	Preventive Maintenance			ADMIN BY	GRTC	
MPO NOTES	<p>TIP AMD: Reduce FTA 5307 by \$2,650,000 and local by \$662,500 in FY24. Reduce total to \$29,937,500. Approved 11/6/23.</p> <p>TIP ADJ: Increase FTA 5307 to 5,500,000, Local funding to 1,400,000 for in FY24. Increase total to \$31,837,500. Approved 6/21/24</p> <p>TIP ADJ: Adjusted total to reflect DRPT's number rounding conventions. Approved 9/20/24.</p>			TOTAL	\$31,836,000	
	FUND SOURCE	FY24	FY25	FY26	FY27	
	Federal - FTA 5307	\$ 5,500,000	\$ 6,650,000	\$ 6,650,000	\$ 6,650,000	
	Local	\$ 1,400,000	\$ 1,662,000	\$ 1,662,000	\$ 1,662,000	

STIP ID	GRTC004	SCOPE	Transit		
SYSTEM	Public Transportation	RECIPIENT	Greater Richmond Transit Company		
PROJECT	Replace Rolling Stock			ADMIN BY	GRTC
MPO NOTES	TIP AMD: The changes in FY25 are as follows; 5307 funding increased from 3,024,000 to 3,136,000, State funding increased from 7,344,000 to 7,616,000, local funding increased 432,000 to 448,000. The changes in FY26 are as follows; 5307 increased from 4,032,000 to 6,161,000, state increased from 9,792,000 to 14,963,000 local increased from 576,000 to 880,000. The changes in FY27 are as follows; 5307 672,000 to 2,772,000, state increased to 1,632,000 to 6,732,000, and local increased 96,000 to 396,000. The total increased from 32,400,000 to 47,905,000. Approved 10/31/24.			TOTAL	\$47,904,000
	FUND SOURCE	FY24	FY25	FY26	FY27
	Federal - FTA 5307	\$1,344,000	\$3,136,000	\$6,161,000	\$2,772,000
	State	\$3,264,000	\$7,616,000	\$14,963,000	\$6,732,000
	Local	\$192,000	\$448,000	\$880,000	\$396,000

STIP ID	GRTC005	SCOPE	Transit		
SYSTEM	Public Transportation	RECIPIENT	Greater Richmond Transit Company		
PROJECT	Transit Amenities			ADMIN BY	GRTC
MPO NOTES	TIP ADJ: Reduce previous (FY23) obligations by \$189,202 in FTA 5339, \$1,800,130 in state, and local by \$82,877.			TOTAL	\$18,212,000
	TIP ADJ: Change Federal Funding source from FTA 5339 to Other Federal (CPF) for amount of \$1,275,000 in Previous. Approved 5/24/24.				
	TIP ADJ: Move FY23 (Previous) to FY24. Increase FTA 5307 to \$337,000, CPF to \$1,275,000, state to \$2,123,000, and local to \$497,000 in FY24. Approved 6/21/24				
	TIP AMD: The changes in FY25 are as follows; the 5307 funding has increased from \$28,000 to \$1,329,000, State funding increased from \$68,000 to \$3,229,000, local funding increased from \$4,000 to \$200,000. The changes in FY26 are as follows; the funding from 5307 is increased from \$28,000 to \$1,140,000, the state funding increased from \$68,000 to \$2,770,000, to local \$4,000 to \$162,000. The changes in FY27 are from \$28,000 to \$1,442,000, the state funding increased from \$68,000 to \$3,502,000, the local funding increased from \$4,000 to \$206,000. The total increased from \$4,532,000 to \$18,212,000. Approved 10/31/24.				
	FUND SOURCE	FY24	FY25	FY26	FY27
	Federal - FTA 5307	\$337,000	\$1,329,000	\$1,140,000	\$1,442,000
	CPF Funding	\$1,275,000	\$0	\$0	\$0
	State	\$2,123,000	\$3,229,000	\$2,770,000	\$3,502,000
	Local	\$497,000	\$200,000	\$162,000	\$206,000

STIP ID	GRTC008	SCOPE	Transit		
SYSTEM	Public Transportation	RECIPIENT	Greater Richmond Transit Company		
PROJECT	Paratransit Vehicles			ADMIN BY	GRTC
MPO NOTES	TIP AMD: Remove \$740,600 in FTA 5307, Add \$1,766,984 in FTA 5339, \$2,492,645 State, \$146,625 local in FY24. Update total from \$11.5M to \$15,165,654. Approved 11/2/23			TOTAL	\$19,470,654
	TIP AMD: In FY25 the changes are as follows; in 5307 the funding increases from 998,200 to 2,128,000, the state funding increases from \$2,42,200 to \$5,168,000, to Local \$142,600 to \$304,000. In FY26 the changes are as follows; 5307 increased from \$483,200 to \$840,000, State increased from \$1,173,200 to \$2,040,000 and local increased from \$69,000 to \$120,000. In FY27 the changes are as follows; 5307 increased \$998,200 to \$717,000, State decreased \$2,424,200 to \$1,741,000 and local decreased to \$142,600 to \$102,000. The total increased from \$15,165,654 to \$19,470,000. Approved 10/31/24.				
	TIP ADJ: Change federal funding source in FY 25 to \$786,000 in FTA 5307 and \$1,342,000 in FTA 5339. Approved 11/15/24.				
	TIP ADJ: Add \$56 to FY25 FTA 5339 funding to reflect full funding amount. Approved 1/17/2025.				
	FUND SOURCE	FY24	FY25	FY26	FY27
	Federal - FTA 5307	\$0	\$786,000	\$840,000	\$717,200
	Federal - FTA 5339	\$1,766,984	\$1,342,056	\$0	\$0
	State	\$4,291,245	\$5,168,000	\$2,040,000	\$1,741,000
	Local	\$252,425	\$304,600	\$120,000	\$102,000

STIP ID	GRTC031	SCOPE	Transit			
SYSTEM	Public Transportation	RECIPIENT	Greater Richmond Transit Company			
PROJECT	Surveillance/Security Equipment				ADMIN BY	GRTC
MPO NOTES	TIP ADJ – Reduce FTA 5307 by \$88,000, state by \$408,000, and local by \$4,000 in FY24. Reduce total to \$100,000. Approved 11/6/23.				TOTAL	\$2,106,000
	TIP ADJ: Increase FTA 5307 to \$120,000, local funding to \$30,000 in FY24. Increase total to \$150,000. Approved 6/21/24					
	TIP AMD: In FY25 there has been an increase in 5307 funding from \$0 to \$751,000 in State funding there has been an increase from \$0 to \$1,065,000, and local funding went from \$0 to \$140,000. These changes increased the total from \$150,000 to \$2,106,000. Approved 10/31/24.					
	FUND SOURCE	FY24	FY25	FY26	FY27	
	Federal - FTA 5307	\$120,000	\$751,000			
	State	\$0	\$1,065,000			
	Local	\$30,000	\$140,000			

STIP ID	GRTC032	SCOPE	Transit			
SYSTEM	Public Transportation	RECIPIENT	Greater Richmond Transit Company			
PROJECT	Shop Equipment			ADMIN BY	GRTC	
MPO NOTES	TIP ADJ – Reduce FTA 5307 by \$57,400, state by \$139,400, and local by \$8,200 in FY24. Reduce total to \$1,965,000. Approved 11/6/23.			TOTAL	\$2,460,000	
	TIP ADJ – Increase FTA 5307 to \$100,000, state to \$240,000, and local to \$20,000 in FY24. Increase total to \$1,975,000. Approved 6/21/24					
	TIP ADJ – Revised funding to FY 25, FY 26, and FY27. Increase FTA 5307 to \$168,000, state to \$408,000, and local to \$24,000 in FY25. In FY 26 and FY 27 Increase FTA 5307 to \$210,000, state to \$510,000, and local to \$30,0000. Adjust total to \$2,460,000. Approved 9/20/24.					
	FUND SOURCE	FY24	FY25	FY26	FY27	
	Federal - FTA 5307	\$100,000	\$168,000	\$210,000	\$210,000	
	State	\$240,000	\$408,000	\$510,000	\$510,000	
	Local	\$20,000	\$24,000	\$30,000	\$30,000	

STIP ID	GRTC033	SCOPE	Transit			
SYSTEM	Public Transportation	RECIPIENT	Greater Richmond Transit Company			
PROJECT	Computer Hardware			ADMIN BY	GRTC	
MPO NOTES	<p>TIP ADJ – Reduce FTA 5307 by \$350,840, state by \$852,040, and local by \$50,120 in FY24. Reduce total to \$2,154,000. Approved 11/6/23.</p> <p>TIP ADJ – Increase FTA 5307 to \$520,000 and local to \$78,000 in FY24. Increase total to \$2,198,000. Approved 6/21/24</p> <p>TIP ADJ – Revised funding to FY 24, FY 25, FY 26, FY 27. In FY 24 increase state to \$1,180,000. In FY 25, Increase FTA 5307 to \$355,000 and local to \$85,000. In FY 26 decrease FTA 5307 to \$35,000, state to \$85,000, and local to \$5,000. In FY 27 decrease FTA 5307 to \$ 35,000, state to \$85,000, and local to \$5,000. Increase total to \$2,553,000. Approved 9/20/24.</p>			TOTAL	\$2,553,000	
	FUND SOURCE		FY24	FY25	FY26	FY27
	Federal - FTA 5307		\$520,000	\$355,000	\$35,000	\$35,000
	State		\$1,180,000	\$85,000	\$85,000	\$85,000
	Local		\$78,000	\$85,000	\$5,000	\$5,000

STIP ID	GRTC034	SCOPE	Transit			
SYSTEM	Public Transportation	RECIPIENT	Greater Richmond Transit Company			
PROJECT	Computer Software			ADMIN BY	GRTC	
MPO NOTES	<p>TIP ADJ – Increase FTA 5307 by \$486,840, state by \$113,754, and local by \$116,691 in FY24. Increase total to \$5,459,621. Approved 11/6/23.</p> <p>TIP ADJ – Revised funding to FY24, FY25, FY26, and FY27. In FY24 Increase FTA 5307 to \$846,000, state to \$985,000, and local to \$168,000. In FY25 decrease FTA 5307 to \$295,000, state to \$717,000, and local to \$42,000. In FY 26 and FY 27, decrease FTA 5307 to \$317,000, state to \$772,000, and local to \$45,000. Decrease total to \$5,321,000. Approved 9/20/24.</p>			TOTAL	\$5,321,000	
	FUND SOURCE		FY24	FY25	FY26	FY27
	Federal - FTA 5307		\$846,000	\$295,000	\$317,000	\$317,000
	State		\$985,000	\$717,000	\$772,000	\$772,000
	Local		\$168,000	\$42,000	\$45,000	\$45,000

STIP ID	GRTC035	SCOPE	Transit			
SYSTEM	Public Transportation	RECIPIENT	Greater Richmond Transit Company			
PROJECT	Support Vehicles			ADMIN BY	GRTC	
MPO NOTES	TIP ADJ – Removed funding in FY 25, revised funding to FY26, and added funding to FY27. In FY 26, increase FTA 5307 to \$175,000, state to \$425,000, and local to \$25,000. In FY 27, add \$83,000 to FTA 5307, add \$200,000 to state, and add \$12,000 to local. Increase total to \$1,655,000. Approved 9/20/24.			TOTAL	\$1,655,000	
	FUND SOURCE	FY24	FY25	FY26	FY27	
	Federal - FTA 5307	\$206,000	\$0	\$175,000	\$83,000	
	State	\$500,000	\$0	\$425,000	\$200,000	
	Local	\$29,000	\$0	\$25,000	\$12,000	

STIP ID	GRTC056	SCOPE	Transit			
SYSTEM	Public Transportation	RECIPIENT	Greater Richmond Transit Company			
PROJECT	Renovation of Admin Maintenance Facility			ADMIN BY	GRTC	
MPO NOTES	TIP AMD: Add \$351,000 FTA 5307, \$561,000 State, and \$63,000 local in FY24. Update total from \$575,000 to \$1,550,000. Approved 11/2/23			TOTAL	\$6,482,000	
	TIP AMD: FY25 changes are as follows; 5307 funds increased from \$28,000, to \$428,000 and State increased from \$680,000 to \$748,000. FY26 changes are as follows; 5307 increased from \$28,000 to \$555,000, state increased from 68,000 to 500,000, and local increased from \$4,000 to \$120,000. FY27 changes are as follows; 5307 increased from \$28,000 to 406,000, State increased from \$68,000 to \$986,000, and Local from \$4,000 to \$58,000. These changes increased the total from \$1,550,000 to \$4,125,000. Approved 10/31/24.					
	TIP AMD: Increase FY26. Add \$1,101,000 FTA 5307, \$2,675,000 State, & \$ 157,000 Local in FY26. Approved 02/05/26.					
	FUND SOURCE	FY24	FY25	FY26	FY27	
	Federal - FTA 5307	\$428,000	\$555,000	\$1,101,000	\$0	
	State	\$748,000	\$500,000	\$2,845,000	\$0	
	Local	\$74,000	\$74,000	\$167,000	\$0	

STIP ID	GRTC059	SCOPE	Transit			
SYSTEM	Public Transportation	RECIPIENT	Greater Richmond Transit Company			
PROJECT	Non-Fixed Route ADA Paratransit Service			ADMIN BY	GRTC	
MPO NOTES	<p>TIP AMD: Add new project. Add \$1,300,000 in FTA 5307 and \$325,000 in local in FY24. Approved 11/2/23</p> <p>TIP AMD: Additional funding of FTA 5307 funding of \$1,300,000 in FY25-FY27 and \$325,000 in local funding for the same years increasing the total from \$1,625,000 to \$6,500,000. Approved 10/31/24.</p>			TOTAL	\$6,500,000	
	FUND SOURCE	FY24	FY25	FY26	FY27	
	Federal - FTA 5307	\$1,300,000	\$1,300,000	\$1,300,000	\$1,300,000	
	State					
	Local	\$325,000	\$325,000	\$325,000	\$325,000	

STIP ID	GRTC060	SCOPE	Transit			
SYSTEM	Public Transportation	RECIPIENT	Greater Richmond Transit Company			
PROJECT	Mobility Management			ADMIN BY	GRTC	
MPO NOTES	<p>TIP AMD: Add new project. Add \$65,000 in FTA 5310, \$13,000 in state, and \$3,000 in local in FY24. Approved 11/2/23</p> <p>TIP ADJ: Adjust FY24 5310 to \$99,000, State to \$42,000, and Local to \$11,000 as requested by DRPT. 8/15/24</p> <p>TIP ADJ: Revised funding for FY 24, FY 25, FY 26, and FY 27. In FY 24, decrease FTA 5310 to \$65,000, decrease state to \$13,000, and local to \$3,000. In FY 25, FY 26, & FY 27, increase FTA 5307 to \$65,000, state to \$12,000, and local to \$4,000. Increase total to \$324,000. Approved 9/20/24.</p> <p>TIP AMD: In FFY26 add \$514,000 in FTA 5310, \$411,000 in State, and \$103,000 in local funds. Approved 4/23/26.</p>			TOTAL	\$1,673,000	
	FUND SOURCE	FY24	FY25	FY26	FY27	
	Federal - FTA 5310	\$65,000	\$0	\$1,105,000	\$0	
	Federal - FTA 5307	\$0	\$65,000	\$65,000	\$65,000	
	State	\$0	\$12,000	\$221,000	\$12,000	
	Local	\$0	\$4,000	\$55,000	\$4,000	

STIP ID	GRTC067	SCOPE	Transit			
SYSTEM	Public Transportation	RECIPIENT	Greater Richmond Transit Company			
PROJECT	Planning Consultant Services			ADMIN BY	GRTC	
MPO NOTES	<p>TIP AMD: Add new project. Add \$1,435,866 in FTA 5307, \$1,596,486 in State, and \$126,348 in local in FY24. Approved 11/2/23</p> <p>TIP ADJ: Increase FTA 5307 by \$17,000 to \$1,453,000, decrease state by \$17,000 to \$1,579,000 in FY24. Approved 6/21/24.</p> <p>TIP AMD: Additional Funding of \$1,598,000 of 5307, \$3,502,000 in State funding, and \$206,000 in Local funding in FY25. Additional funding in \$140,000 in 5307, \$340,000 in State funding, and 20,000 in Local funding in FY27. Bringing the total from \$3,158,000 to \$8,964,000. Approved 10/31/24.</p>			TOTAL	\$8,964,000	
	FUND SOURCE	FY24	FY25	FY26	FY27	
	Federal - FTA 5307	\$1,453,000	\$1,598,000		\$140,000	
	State	\$1,579,000	\$3,502,000		\$340,000	
	Local	\$126,000	\$206,000		\$20,000	

STIP ID	GRTC065	SCOPE	Transit			
SYSTEM	Public Transportation	RECIPIENT	Greater Richmond Transit Company			
PROJECT	Articulated Vehicles			ADMIN BY	GRTC	
MPO NOTES	<p>TIP AMD: Addition of \$1,960,000 in 5307 funding, \$4,760,000 in state, and 280,000 in local funds all in FY25 the same funding changes also happened in FY27, and in FY26 there was an increase of \$798,000 of 5307 funds, \$1,938,000 in state, and \$114,000 in local funding this brings the total from \$2,400,000 to \$19,250,000. Approved 10/31/24.</p>			TOTAL	\$19,250,000	
	FUND SOURCE	FY24	FY25	FY26	FY27	
	Federal - FTA 5307	\$672,000	\$1,960,000	\$798,000	\$ 1,960,000	
	State	\$1,632,000	\$4,760,000	\$1,938,000	\$ 4,760,000	
	Local	\$96,000	\$280,000	\$ 114,000	\$ 280,000	

STIP ID	CAA0001	SCOPE	Transit			
SYSTEM	Public Transportation	RECIPIENT	Capital Area Agency on Aging, Senior Connections			
PROJECT	Operating Assistance			ADMIN BY	DRPT	
MPO NOTES	<p>TIP ADJ: Increase total FY24 funding by \$3K. Increase FTA 5310 to \$62,000, local to \$13,000. Increase total to \$123,000. Approved 11/6/23.</p> <p>TIP AMD: Increase total FY24 funding by \$150k. Increase FTA 5310 to \$137,000, increase state to \$109,000 and increase local to \$27,000. Approved 10/31/24.</p>			TOTAL	\$273,000	
	FUND SOURCE	FY24	FY25	FY26	FY27	
	Federal - FTA 5310	\$137,000				
	State	\$109,000				
	Local	\$27,000				

STIP ID	CAA0002	SCOPE	Transit			
SYSTEM	Public Transportation	RECIPIENT	Capital Area Agency on Aging, Senior Connections			
PROJECT	Mobility Management			ADMIN BY	DRPT	
MPO NOTES	<p>TIP AMD: Increase total FY24 funding by \$284k. Increase FTA 5310 to \$399,000, increase state to \$80,000, increase local to \$20,000. Approved 10/31/24.</p>			TOTAL	\$499,000	
	FUND SOURCE	FY24	FY25	FY26	FY27	
	Federal - FTA 5310	\$399,000				
	State	\$80,000				
	Local	\$20,000				

STIP ID	CCH001	SCOPE	Transit			
SYSTEM	Public Transportation	RECIPIENT	Chesterfield County			
PROJECT	Mobility Management			ADMIN BY	DRPT	
MPO NOTES	<p>TIP AMD: Add new project. Add \$240,000 in FTA 5310, \$48,000 in State, and \$12,000 in local in FY24. Approved 11/2/23</p> <p>TIP AMD: Increase FY24 funding by 375k. Increase FTA 5310 to \$540,000, increase state to \$108,000, and local to \$27,000. Approved 10/31/24.</p>			TOTAL	\$300,000	
	FUND SOURCE	FY24	FY25	FY26	FY27	
	Federal - FTA 5310	\$540,000				
	State	\$108,000				
	Local	\$27,000				

STIP ID	CCH002	SCOPE	Transit			
SYSTEM	Public Transportation	RECIPIENT	Chesterfield County			
PROJECT	Operating Assistance			ADMIN BY	DRPT	
MPO NOTES	<p>TIP AMD: Add new project. Add \$37,500 in FTA 5310, \$30,000 in State, and \$7,500 in local in FY24. Approved 11/2/23.</p> <p>TIP AMD: Increase FY24 funding by 77k. Increase FTA 5310 to \$76,000, increase state to \$60,000, and local to \$16,000. Approved 10/31/24.</p> <p>TIP ADJ: Add \$40,000 in FTA 5310, \$32,000 in State, and \$8,000 in Local in FY26. Approved 5/27/25.</p> <p>TIP ADJ: Decrease FY 2025 by \$32k in FTA 5310, \$0k in State, and \$0k in Local. Approved 8/7/0025.</p> <p>TIP ADJ: Add \$43,000 in FTA 5310, \$34,000 in State, and \$9,000 in local funds in FY26. Approved 4/20/2026.</p>			TOTAL	\$286,000	
	FUND SOURCE	FY24	FY25	FY26	FY27	
	Federal - FTA 5310	\$76,000	\$8,000	\$43,000		
	State	\$60,000	\$32,000	\$34,000		
	Local	\$16,000	\$8,000	\$9,000		

STIP ID	CCH003	SCOPE	Transit			
SYSTEM	Public Transportation	RECIPIENT	Chesterfield County			
PROJECT	Capital Cost of Contracting				ADMIN BY	DRPT
MPO NOTES	<p>TIP AMD: Add new project with \$400k FTA 5310, \$80k State, and \$20k Local added to FY 2025. Approved 8/7/2025.</p> <p>TIP AMD: Add \$440,000 in FTA 5310, \$88,000 in State, and \$22,000 in local funds to FFY26. Approved 4/23/26.</p>				TOTAL	\$1,050,000
	FUND SOURCE	FY24	FY25	FY26	FY27	
	Federal - FTA 5310	\$0	\$400,000	\$440,000	\$0	
	State	\$0	\$80,000	\$88,000	\$0	
	Local	\$0	\$20,000	\$22,000	\$0	

STIP ID	CHS0001	SCOPE	Transit			
SYSTEM	Public Transportation	RECIPIENT	Chesterfield Community Services Board			
PROJECT	Paratransit Vehicles				ADMIN BY	DRPT
MPO NOTES	<p>TIP ADJ: Changed recipient name from Chesterfield Mental Health Support to Chesterfield Community Services Board to match DRPT documentation. Adjusted FY24 5310 to \$189,000 and Local to \$47,000 as requested by DRPT. Approved 8/15/24.</p>				TOTAL	\$236,000
	FUND SOURCE	FY24	FY25	FY26	FY27	
	Federal - FTA 5310	\$189,000				
	State	\$0				
	Local	\$47,000				

STIP ID	CHS0003	SCOPE	Transit			
SYSTEM	Public Transportation	RECIPIENT	Chesterfield County Citizens Information & Services			
PROJECT	Operating Assistance			ADMIN BY	DRPT	
MPO NOTES	TIP AMD: Removed planned FY24 obligations. Approved 11/2/23			TOTAL	\$0	
	FUND SOURCE	FY24	FY25	FY26	FY27	
	Federal - FTA 5310	\$0				
	State	\$0				
	Local	\$0				

STIP ID	CHS0004	SCOPE	Transit			
SYSTEM	Public Transportation	RECIPIENT	Chesterfield Mental Health Support Services			
PROJECT	Capital Cost of Contracting			ADMIN BY	DRPT	
MPO NOTES	TIP AMD: Removed planned FY24 obligations. Approved 11/2/23			TOTAL	\$0	
	FUND SOURCE	FY24	FY25	FY26	FY27	
	Federal - FTA 5310	\$0				
	State	\$0				
	Local	\$0				

STIP ID	HCS0001	SCOPE	Transit			
SYSTEM	Public Transportation	RECIPIENT	Hanover County DASH			
PROJECT	Operating Assistance			ADMIN BY	DRPT	
MPO NOTES	TIP ADJ: Adjust FY24 5310 to \$44,000, State to \$35,000, and Local to \$9,000 as requested by DRPT. 8/15/24			TOTAL	\$96,000	
	TIP ADJ: \$4,000 in FTA 5310, \$3,000 in State, and \$1,000 in local funds to FY26. Approved 4/20/26.					
	FUND SOURCE	FY24	FY25	FY26	FY27	

	Federal - FTA 5310	\$44,000		\$4,000	
	State	\$35,000		\$3,000	
	Local	\$9,000		\$1,000	

STIP ID	HCS0002	SCOPE	Transit			
SYSTEM	Public Transportation	RECIPIENT	Hanover County DASH			
PROJECT	Capital Cost of Contracting			ADMIN BY	DRPT	
MPO NOTES	<p>TIP AMD: Removed planned FY24 obligations. Approved 11/2/23</p> <p>TIP AMD: Add \$144k in State funds, \$264k in Federal 5310 funds, and \$36k in local funds to FY2026. Approved 8/7/2025.</p> <p>TIP AMD: Add \$1,102,000 in FTA 5310, \$220,000 in State, and \$55,000 in local funds to FFY26. Approved 4/23/26.</p>			TOTAL	\$1,821,000	
	FUND SOURCE	FY24	FY25	FY26	FY27	
	Federal - FTA 5310	\$0	\$264,000	\$1,102,000	\$0	
	State	\$0	\$144,000	\$220,000	\$0	
	Local	\$0	\$36,000	\$55,000	\$0	

STIP ID	HCS0003	SCOPE	Transit			
SYSTEM	Public Transportation	RECIPIENT	Hanover County			
PROJECT	Mobility Management			ADMIN BY	DRPT	
MPO NOTES	<p>TIP AMD: Add new project. Add \$508,800 in FTA 5310, \$101,760 in State, and \$25,440 in local in FY24. Approved 11/2/23</p> <p>TIP ADJ: Adjust FY24 5310 to \$1,009,000, State to \$202,000, and Local to \$50,000 as requested by DRPT. Approved 8/15/24</p>			TOTAL	\$1,261,000	
	FUND SOURCE	FY24	FY25	FY26	FY27	
	Federal - FTA 5310	\$1,009,000				
	State	\$202,000				
	Local	\$50,000				

STIP ID	PCSS001	SCOPE	Transit			
SYSTEM	Public Transportation	RECIPIENT	Powhatan County Department of Social Services			
PROJECT	Operating Assistance			ADMIN BY	DRPT	
MPO NOTES	TIP AMD: Add new project. Add \$12,500 in FTA 5310, \$10,000 in State, and \$2,500 in local in FY24. Approved 11/2/23 TIP ADJ: add \$8,000 in FTA 5310, \$6,000 in State, and \$2,000 in local funds to FFY26. Approved 4/20/26.			TOTAL	\$42,000	
	FUND SOURCE	FY24	FY25	FY26	FY27	
	Federal - FTA 5310	\$13,000		\$8,000		
	State	\$10,000		\$6,000		
	Local	\$3,000		\$2,000		

STIP ID	PCSS002	SCOPE	Transit			
SYSTEM	Public Transportation	RECIPIENT	Powhatan County Department of Social Services			
PROJECT	Capital Cost of Contracting			ADMIN BY	DRPT	
MPO NOTES	TIP AMD: Add new project. Add \$7,000 in FTA 5310, \$1,000 in State, and \$1,000 in local in FY26. Approved 4/23/26.			TOTAL	\$9,000	
	FUND SOURCE	FY24	FY25	FY26	FY27	
	Federal - FTA 5310	\$0	\$0	\$7,000	\$0	
	State	\$0	\$0	\$1,000	\$0	
	Local	\$0	\$0	\$1,000	\$0	

STIP ID	GRTC050	SCOPE	Transit			
SYSTEM	Public Transportation	RECIPIENT	Greater Richmond Transit Company			
PROJECT	Demo and Remediation			ADMIN BY	GRTC	

MPO NOTES	TIP AMD: Add new project. Approved 7/11/24. TIP ADM MOD: Change federal funding source to FTA 5339. TIP ADM MOD: Change project title to "Demo and Remediation". TIP ADM MOD: Correct typo in dollar amount. Change dollar amount in FY24 from \$952,152 to \$952,192.			TOTAL	\$1,190,240
	FUND SOURCE	FY24	FY25	FY26	FY27
	Federal - FTA 5310	\$952,192	\$0	\$0	\$0
	State	\$0	\$0	\$0	\$0
	Local	\$238,048	\$0	\$0	\$0

STIP ID	HHI0002	SCOPE	Transit			
SYSTEM	Public Transportation	RECIPIENT	Heart Havens, Inc			
PROJECT	FTA 5310 Replacement Vehicle (2)			ADMIN BY	DRPT	
MPO NOTES	TIP AMD: Add new project. Approved 9/5/2024. TIP ADJ: Per DRPT's request the STIP ID has been changed from HHI0001 to HHI0002. Approved 1/7/2025. TIP ADJ: FY 2025 add \$25k FTA 5310, add \$10k State, and \$10k Local. Approved 8/7/2025			TOTAL	\$691,000	
	FUND SOURCE	FY24	FY25	FY26	FY27	
	Federal - FTA 5310	\$131,000	\$153,000	\$128,000	\$128,000	
	State	\$0	\$10,000	\$0	\$0	
	Local	\$35,000	\$42,000	\$32,000	\$32,000	

STIP ID	SOAR0001	SCOPE	Transit			
SYSTEM	Public Transportation	RECIPIENT	SOAR365			
PROJECT	FTA 5310 Replacement Vehicle (4)			ADMIN BY	DRPT	
MPO NOTES	TIP AMD: Add new project. Approved 9/5/2024.			TOTAL	\$309,215	
	FUND SOURCE	FY24	FY25	FY26	FY27	
	Federal - FTA 5310	\$247,372				
	Local	\$61,843				

STIP ID	GRTC100	SCOPE	Transit			
SYSTEM	Public Transportation	RECIPIENT	Greater Richmond Transit Company			
PROJECT	FTA 5310 Operating	ADMIN BY	GRTC			
MPO NOTES	TIP AMD: Add new project. Approved 9/5/2024. TIP ADJ: FY 2025 add \$5K FTA 5310, add \$38k State, and add \$10k Local. Approved 8/7/2025. TIP ADJ: add \$38,000 in FTA 5310, \$30,000 in State, and \$8,000 in local funds to FFY26. Approved 4/20/26.				TOTAL	\$205,000
	FUND SOURCE	FY24	FY25	FY26	FY27	
	Federal - FTA 5310	\$38,000	\$5,000	\$38,000		
	State	\$30,000	\$38,000	\$30,000		
	Local	\$8,000	\$10,000	\$8,000		

STIP ID	CCSB001	SCOPE	Transit			
SYSTEM	Public Transportation	RECIPIENT	Chesterfield Community Services Board			
PROJECT	Mobility Management			ADMIN BY	DRPT	
MPO NOTES	TIP AMD: Add new project. Approved 9/5/2024. TIP ADJ: Changed STIP ID from "CCSB002" to "CCSB001" to ensure accurate records. Approved 1/10/2025.				TOTAL	\$29,000
	FUND SOURCE	FY24	FY25	FY26	FY27	
	Federal - FTA 5310	\$23,000	\$0	\$0	\$0	
	State	\$5,000	\$0	\$0	\$0	
	Local	\$1,000	\$0	\$0	\$0	

STIP ID	CCSB002	SCOPE	Transit			
SYSTEM	Public Transportation	RECIPIENT	Chesterfield Community Services Board			
PROJECT	FTA 5310 Expansion Vehicle (1)			ADMIN BY	DRPT	
MPO NOTES	TIP AMD: Add new project. Approved 9/5/2024. TIP ADJ: Changed STIP ID from "CCSB001" to "CCSB002" to ensure accurate records. Approved 1/10/2025. TIP AMD: Add \$101,000 FTA 5310, \$13,000 State, and \$13,000 in local				TOTAL	\$248,000

	funds to FFY26. Approved 4/23/2026.				
	FUND SOURCE	FY24	FY25	FY26	FY27
	Federal - FTA 5310	\$97,000	\$0	\$101,000	\$0
	State	\$0	\$0	\$13,000	\$0
	Local	\$24,000	\$0	\$13,000	\$0

STIP ID	SPAN001	SCOPE	Transit		
SYSTEM	Public Transportation	RECIPIENT	The SPAN Center		
PROJECT	Operating Assistance			ADMIN BY	DRPT
MPO NOTES	TIP AMD: Add new project with \$59k FTA 5310, \$64k State, and \$16k Local added to FY 2025. Approved 8/7/2025. TIP AMD: Add \$78,000 FTA 5310, \$63,000 State, and \$16,000 Local to FFY26. Approved 4/23/2026.			TOTAL	\$296,000
	FUND SOURCE	FY24	FY25	FY26	FY27
	Federal - FTA 5310		\$59,000	\$78,000	
	State		\$64,000	\$63,000	
	Local		\$16,000	\$16,000	

STIP ID	SPAN002	SCOPE	Transit		
SYSTEM	Public Transportation	RECIPIENT	The SPAN Center		
PROJECT	Mobility Management			ADMIN BY	DRPT
MPO NOTES	TIP AMD: Add new project with \$139k FTA 5310, \$50k State, and \$13k Local added to FY 2025. Approved 8/7/2025. TIP AMD: Add \$259,000 in FTA 5310, \$52,000 in State, & \$13,000 in local funding to FFY26. Approved 4/23/26.			TOTAL	\$526,000
	FUND SOURCE	FY24	FY25	FY26	FY27
	Federal - FTA 5310	\$0	\$139,000	\$259,000	\$0
	State	\$0	\$50,000	\$52,000	\$0
	Local	\$0	\$13,000	\$13,000	\$0

STIP ID	LGS001	SCOPE	Transit			
SYSTEM	Public Transportation	RECIPIENT	Let's Go Service, Inc.			
PROJECT	Paratransit Vehicles			ADMIN BY	DRPT	
MPO NOTES	<p>TIP AMD: Add new project with \$41k FTA 5310, \$42k State, and \$11k Local added to FY 2025. Approved 8/7/2025.</p> <p>TIP ADJ: Updated STIP ID from 'LGOS001' to be consistent with DRPT records. Approved 8/13/2025.</p> <p>TIP ADJ: Updated funding to reflect appropriate awards, \$62k FTA 5310, \$8k State, and \$8k Local added to FY 2025. Approved 8/13/2025.</p> <p>TIP AMD: Add \$123,000 in FTA 5310, \$15,000 in State, and \$15,000 in local funds to FFY26. Approved 4/23/26.</p>			TOTAL	\$231,000	
	FUND SOURCE		FY24	FY25	FY26	FY27
	Federal - FTA 5310		\$0	\$62,000	\$123,000	\$0
	State		\$0	\$8,000	\$15,000	\$0
	Local		\$0	\$8,000	\$15,000	\$0

STIP ID	LGS002	SCOPE	Transit			
SYSTEM	Public Transportation	RECIPIENT	Let's Go Service, Inc.			
PROJECT	Operating Assistance			ADMIN BY	DRPT	
MPO NOTES	<p>TIP AMD: Add new project with \$41k FTA 5310, \$42k State, and \$11k Local added to FY 2025. Approved 8/7/2025.</p> <p>TIP ADJ: Updated STIP ID from 'LGOS002' to be consistent with DRPT records. Approved 8/13/2025.</p> <p>TIP AMD: Add \$203,000 in FTA 5310, \$162,000 in State, and \$41,000 in local funds to FFY26. Approved 4/23/26.</p>			TOTAL	\$500,000	
	FUND SOURCE		FY24	FY25	FY26	FY27
	Federal - FTA 5310		\$0	\$41,000	\$203,000	\$0
	State		\$0	\$42,000	\$162,000	\$0
	Local		\$0	\$11,000	\$41,000	\$0

STIP ID	GRTC067	SCOPE	Transit			
SYSTEM	Public Transportation	RECIPIENT	Greater Richmond Transit Company			
PROJECT	Planning Consult Services			ADMIN BY	DRPT	
MPO NOTES	<p>TIP AMD: Add new project. Add \$1,435,866 in FTA 5307, \$1,596,486 in State, and \$126,348 in local in FY24. Approved 11/2/23</p> <p>TIP ADJ: Increase FTA 5307 by \$17,000 to \$1,453,000, decrease state by \$17,000 to \$1,579,000 in FY24. Approved 6/21/24.</p> <p>TIP AMD: Additional Funding of \$1,598,000 of 5307, \$3,502,000 in State funding, and \$206,000 in Local funding in FY25. Additional funding in \$140,000 in 5307, \$340,000 in State funding, and 20,000 in Local funding in FY27. Bringing the total from \$3,158,000 to \$8,964,000. Approved 10/31/24.</p>			TOTAL	\$8,964,000	
	FUND SOURCE	FY24	FY25	FY26	FY27	
	Federal - FTA 5307	\$1,453,000	\$1,598,000		\$140,000	
	State	\$1,579,000	\$3,502,000		\$340,000	

STIP ID	GRTC069	SCOPE	Transit			
SYSTEM	Public Transportation	RECIPIENT	Greater Richmond Transit Company			
PROJECT	Engineering & Design of Transit Infrastructure (North-South Pulse BRT Ext)			ADMIN BY	GRCT	
MPO NOTES	TIP AMD: Add new project. \$502,000 FTA 5307, \$546,000 State, & \$43,000 Local in FY26. Approved 02.5.26			TOTAL	\$1,091,000	
	FUND SOURCE	FY24	FY25	FY26	FY27	
	Federal - FTA 5307			\$502,000		
	State			\$546,000		
	Local			\$43,000		

STIP ID	GRTC070	SCOPE	Transit			
---------	---------	-------	---------	--	--	--

SYSTEM		Public Transportation	RECIPIENT	Greater Richmond Transit Company		
PROJECT		Engineering & Design of Transit Infrastructure (Western Pulse BRT Ext)			ADMIN BY	GRCT
MPO NOTES		TIP AMD: Add new project. \$627,000 FTA 5307, \$3,139,000 State, & \$156,000 Local in FY26.			TOTAL	\$3,922,000
	FUND SOURCE		FY24	FY25	FY26	FY27
	Federal - FTA 5307				\$627,000	
	State				\$3,139,000	
	Local				\$156,000	

Project Groups

Introduction

Many projects which use federal funds do not add capacity to the regional transportation network or create new connections. Some examples of these more minor projects include cleaning highway signs, bridge safety inspections, and constructing sidewalks where none exist currently.

Federal law allows funds to be set aside to cover groups of smaller projects. The projects and project details within each group can change without triggering the TIP modification process, providing additional flexibility. As the projects within each grouping can change, [VDOT provides regular updates online](#). By practice, public transportation projects are all individually listed in the TIP and STIP.

As with other projects, any changes to the planned obligations or total cost of these groupings require TIP amendments or adjustments as detailed in the Modifications section of this document.

Bridge Rehabilitation, Replacement, and Reconstruction

These funds cover bridge construction projects such as bridge or drainage structure rehabilitation, and reconstruction or replacement when said work is on or adjacent to the same alignment.

Rail

These funds cover projects for rail/highway grade crossing improvements, regardless of funding source. Examples include improvements to warning devices, crossing surfaces, and construction of grade separation to replace existing at-grade railroad crossings at the same location.

Recreational Trails

These funds cover projects funded and advanced as part of the recreational trails program through the Department of Conservation and Recreation.

Transportation Enhancement, Byway, and Other Non-Traditional Projects

These funds cover projects with scopes of work eligible for funding under the former Transportation Enhancement and Transportation Alternatives Programs, and the Transportation Alternatives (TA) Set-Aside of the Surface Transportation Block Grant Program, regardless of funding source. Examples include construction of interpretive pull-offs and overlooks, welcome centers, pedestrian and bicycle facilities, parking facilities, and wildflower plantings

Preventive Maintenance and System Preservation

These funds cover projects such as area wide programs for cleaning drainage facilities, corrosion protection activities, highway sign face cleaning, and retrofitting of dowel bars. In addition, pavement preservation projects that are of a preventative nature that extend pavement life between 2 and 10 years and typically involve the surface layer of the pavement structure. Finally, this group includes pavement resurfacing, restoration, and rehabilitation (3R) activities that are limited to the bound layers of the pavement and typically extend pavement life between 12 and 20 years.

Preventive Maintenance for Bridges

These funds cover eligible bridge activities such as sealing, replacing, or reconstructing joints; deck overlays; painting; cathodic protection; retrofit of fracture critical members and fatigue prone details; and some concrete repairs. This group also includes bridge safety inspections.

Traffic and Safety Operations

These funds cover projects which include signs, traffic signals, pavement markings and markers, guardrail, replacement or preventive maintenance of roadway lighting, maintenance, replacement, or upgrade of traffic calming devices.

Transit Access

These funds cover projects which provide bicycle or pedestrian facilities which increase access to transit services.

Transit Ridesharing

These funds cover projects which include continuation of ridesharing and van-pooling promotion activities at current levels.

Transit Vehicles

These funds cover projects which include purchase or lease of new buses and rail cars to replace existing vehicles or for minor expansions of the fleet, rehabilitation of transit vehicles, and the purchase of support vehicles. This also includes the purchase of operating equipment for vehicles such as radios, fareboxes, and lifts.

GROUPING		Construction : Bridge Rehabilitation/Replacement/Reconstruction				
ROUTE/STREET					TOTAL COST	
	FUND SOURCE	MATCH	FY24	FY25	FY26	FY27
PE	Federal - NHS/NHPP	(\$2,868,000)	(\$11,472,000)		\$0	\$0
	Federal - STP/STBG	\$678,712		\$0	\$0	\$2,714,848
PE TOTAL		(\$2,189,288)	(\$11,472,000)		\$0	\$2,714,848
RW	Federal - BR	\$452,815		\$0	\$0	\$1,811,259
	Federal - NHS/NHPP	\$233,560		\$0	\$0	\$934,241
RW TOTAL		\$686,375		\$0	\$0	\$2,745,500
RW AC	Federal - AC OTHER	\$0	\$385,735		\$0	\$801,491
CN	Federal - BR	\$8,285,484	\$12,100,763		\$0	\$2,955,154
	Federal - DEMO	\$82,829		\$0	\$0	\$0
	Federal - HIP/F	\$1,000,000		\$0	\$0	\$4,000,000
	Federal - NHPP/E	\$461,045		\$0	\$0	\$0
	Federal - NHS/NHPP	\$5,443,430	\$1,300,924		\$0	\$0
	Federal - RSTP	\$323,520		\$0	\$0	\$0
	Federal - STP/STBG	\$608,621		\$0	\$0	\$0
CNTOTAL		\$16,204,928	\$13,401,687		\$0	\$2,955,154
CNAC	Federal - AC OTHER	\$0	\$1,463,845		\$0	\$12,991,883

GROUPING		Construction : Rail				
ROUTE/STREET					TOTAL COST	
	FUND SOURCE	MATCH	FY24	FY25	FY26	FY27
CN	Federal - STP/STBG	\$139,296	\$1,253,662		\$0	\$0
CNAC	Federal - AC	\$0	\$374,908		\$0	\$0

GROUPING		Construction : Recreational Trails				
ROUTE/STREET					TOTAL COST	
	FUND SOURCE	MATCH	FY24	FY25	FY26	FY27
			\$0	\$0	\$0	\$0

GROUPING		Construction : Safety/ITS/Operational Improvements				
ROUTE/STREET					TOTAL COST	
		MATCH	FY24	FY25	FY26	FY27
PE	Federal - AC CONVERSION	\$452,297	\$1,479,467	\$504,396	\$249,559	\$137,119
	Federal - CMAQ	\$603,551	\$1,116,160	\$861,563	\$0	\$436,480
	Federal - NHFP	\$0	(\$25,405)	\$0	\$0	\$0
	Federal - NHS/NHPP	\$154,882	\$619,529	\$0	\$0	\$0
	Federal - RSTP	\$167,661	\$670,642	\$0	\$0	\$0
	Federal - STP/STBG	\$440,623	\$1,391,127	\$0	\$1,112,902	\$649,590
PE TOTAL		\$1,819,013	\$5,251,520	\$1,365,959	\$1,362,461	\$1,223,189
PE AC	Federal - AC OTHER	\$0	\$823,125	\$0	\$0	\$504,400
RW	Federal - AC CONVERSION	\$887,039	\$0	\$200,066	\$310,487	\$3,037,602
	Federal - CMAQ	\$1,005,197	\$320,000	\$0	\$3,700,786	\$0
	Federal - CRP/F	\$1,665,744	\$0	\$3,119,527	\$3,543,449	\$0
	Federal - HSIP	\$62,000	\$0	\$0	\$405,000	\$153,000
	Federal - NHFP	\$81,751	\$327,004	\$0	\$0	\$0
	Federal - NHPP/E	\$208,810	\$835,240	\$0	\$0	\$0
	Federal - NHS/NHPP	\$2,076,831	\$4,034,102	\$3,910,503	\$362,719	\$0
	Federal - RSTP	\$1,781,213	\$10,000	\$3,611,712	\$783,918	\$2,719,222
	Federal - STP/STBG	\$60,044	\$0	\$0	\$540,394	\$0
RW TOTAL		\$7,828,628	\$5,526,346	\$10,841,808	\$9,646,753	\$5,909,824
RW AC	Federal - AC OTHER	\$0	\$1,628,884	\$388,109	\$7,163,522	\$0
CN	Federal - AC CONVERSION	\$2,812,358	\$373,207	\$6,131,538	\$4,781,962	\$1,997,060
	Federal - CMAQ	\$541,840	\$0	\$0	\$1,622,400	\$544,959
	Federal - HIP/F	\$326,409	\$1,305,636	\$0	\$0	\$0
	Federal - HSIP	\$2,630,475	\$13,018,711	\$4,726,541	\$2,523,420	\$3,405,600
	Federal - NHPP/E	\$1,533,065	\$0	\$400,000	\$2,340,471	\$3,391,789
	Federal - NHS/NHPP	\$4,003,703	\$1,356,231	\$2,270,926	\$7,667,979	\$4,719,674
	Federal - RSTP	\$6,113,690	\$10,812,862	\$976,400	\$5,272,656	\$7,392,843
	Federal - STP/STBG	\$1,359,509	\$4,645,585	\$0	\$0	\$792,452
CNTOTAL		\$19,321,048	\$31,512,232	\$14,505,403	\$24,208,888	\$22,244,377
CNAC	Federal - AC OTHER	\$0	\$21,453,159	\$29,924,421	\$11,644,188	\$38,615,200

GROUPING		Construction : Transportation Alternatives/Byway/Non-Traditional					TOTAL COST	
ROUTE/STREET							\$154,510,696	
	FUND SOURCE	MATCH	FY24	FY25	FY26	FY27		
PE	Federal - AC CONVERSION	\$76,199	\$211,757	\$93,040	\$0	\$0	\$0	
	Federal - NHS/NHPP	\$93,400	\$373,600	\$0	\$0	\$0	\$0	
	Federal - RTAP	\$56,945	\$227,779	\$0	\$0	\$0	\$0	
PE TOTAL		\$226,544	\$813,136	\$93,040	\$0	\$0	\$0	
PE AC	Federal - AC OTHER	\$0	\$116,300	\$0	\$0	\$0	\$0	
RW	Federal - AC CONVERSION	\$487,165	\$0	\$466,400	\$1,482,260	\$0	\$0	
	Federal - CMAQ	\$195,811	\$275,600	\$507,642	\$0	\$0	\$0	
	Federal - HIP/F	\$6,000	\$24,000	\$0	\$0	\$0	\$0	
	Federal - NHS/NHPP	\$23,882	\$95,528	\$0	\$0	\$0	\$0	
	Federal - RSTP	\$24,000	\$96,000	\$0	\$0	\$0	\$0	
	Federal - RTAP	\$29,321	\$76,872	\$40,410	\$0	\$0	\$0	
	Federal - STP/STBG	\$496,560	\$417,600	\$1,568,640	\$0	\$0	\$0	
	Federal - TAP/F	\$2,000	\$0	\$8,000	\$0	\$0	\$0	
RW TOTAL		\$1,264,738	\$985,600	\$2,591,092	\$1,482,260	\$0	\$0	
RW AC	Federal - AC OTHER	\$0	\$3,930,106	\$7,330,960	\$0	\$0	\$0	
CN	Federal - AC CONVERSION	\$638,036	\$0	\$0	\$2,552,142	\$0	\$0	
	Federal - CMAQ	\$1,434,883	\$0	\$2,691,225	\$1,424,000	\$1,624,308	\$0	
	Federal - DEMO	\$53,760	\$215,038	\$0	\$0	\$0	\$0	
	Federal - HIP/F	\$422,979	\$0	\$1,691,917	\$0	\$0	\$0	
	Federal - NHPP/E	\$175,500	\$0	\$0	\$702,000	\$0	\$0	
	Federal - NHS/NHPP	\$928,618	\$0	\$3,198,311	\$516,160	\$0	\$0	
	Federal - RSTP	\$208,640	\$0	\$0	\$834,560	\$0	\$0	
	Federal - RTAP	\$744,519	\$1,284,713	\$759,214	\$934,148	\$0	\$0	
	Federal - STP/STBG	\$554,666	\$0	\$2,218,664	\$0	\$0	\$0	
	Federal - TAP/F	\$753,413	\$1,614,859	\$1,288,507	\$110,284	\$0	\$0	
CNTOTAL		\$5,915,013	\$3,114,610	\$11,847,838	\$7,073,294	\$1,624,308	\$0	
CNAC	Federal - AC OTHER	\$0	\$7,090,893	\$15,837,228	\$11,036,098	\$0	\$0	

GROUPING		Maintenance : Preventive Maintenance and System Preservation				
PROGRAM NOTE		Funding identified to be obligated districtwide as projects are identified.				
ROUTE/STREET					TOTAL COST	\$134,737,913
	FUND SOURCE	MATCH	FY24	FY25	FY26	FY27
CN	Federal - NHFP	\$0	\$115,430	\$115,430	\$115,430	\$115,430
	Federal - NHS/NHPP	\$0	\$2,258,586	\$2,258,586	\$2,258,586	\$2,258,586
	Federal - STP/STBG	\$0	\$31,116,665	\$31,244,409	\$31,374,325	\$31,506,450
CNTOTAL		\$0	\$33,490,681	\$33,618,425	\$33,748,341	\$33,880,466

GROUPING		Maintenance : Preventive Maintenance for Bridges				
PROGRAM NOTE		Funding identified to be obligated districtwide as projects are identified.				
ROUTE/STREET					TOTAL COST	\$93,219,475
	FUND SOURCE	MATCH	FY24	FY25	FY26	FY27
CN	Federal - BR	\$0	\$354,545	\$50,000	\$1,237,719	\$0
	Federal - CMAQ	\$0	\$0	\$4,195,000	\$0	\$0
	Federal - HSIP	\$0	\$3,000,000	\$0	\$0	\$0
	Federal - NHFP	\$0	\$751,472	\$751,472	\$751,472	\$751,472
	Federal - NHPP/E	\$0	\$176,284	\$0	\$0	\$0
	Federal - NHS/NHPP	\$0	\$2,543,612	\$6,728,208	\$4,037,999	\$2,102,357
	Federal - STP/STBG	\$0	\$6,926,117	\$6,953,560	\$6,981,469	\$7,009,853
CNTOTAL		\$0	\$13,752,030	\$18,678,240	\$13,008,659	\$9,863,682
CNAC	Federal - AC OTHER	\$0	\$7,896,875	\$16,803,314	\$13,216,675	\$0

GROUPING		Maintenance : Traffic and Safety Operations				
PROGRAM NOTE		Funding identified to be obligated districtwide as projects are identified.				
ROUTE/STREET					TOTAL COST	\$32,977,411
	FUND SOURCE	MATCH	FY24	FY25	FY26	FY27
CN	Federal - CMAQ	\$0	\$0	\$4,195,000	\$0	\$0
	Federal - HSIP	\$0	\$3,000,000	\$0	\$0	\$0
	Federal - STP/STBG	\$0	\$6,405,707	\$6,432,003	\$6,458,750	\$6,485,949
CNTOTAL		\$0	\$9,405,707	\$10,627,003	\$6,458,750	\$6,485,949

GROUPING		Transit : Access				
ROUTE/STREET					TOTAL COST	\$26,803,180
	FUND SOURCE	MATCH	FY24	FY25	FY26	FY27
PE	Federal - NHS/NHPP	\$407,236	\$0	\$0	\$0	\$1,628,943

GROUPING		Transit : Ridesharing				
ROUTE/STREET					TOTAL COST	
	FUND SOURCE	MATCH	FY24	FY25	FY26	FY27
		\$0	\$0	\$0	\$0	\$0

GROUPING		Transit : Vehicles				
ROUTE/STREET					TOTAL COST	\$3,355,697
	FUND SOURCE	MATCH	FY24	FY25	FY26	FY27
		\$0	\$0	\$0	\$0	\$0

Illustrative Projects

Introduction

Under federal law, the TIP must be fiscally constrained, meaning the projects that are listed must have identified funding sources. Localities and transit agencies continue to plan for and pursue funding for other high priority projects. The [Illustrative Projects List](#) in this section provides information on priority projects from [ConnectRVA 2045](#), the long-range transportation plan, that the RRTPO has endorsed for federal discretionary funding. Projects on this list are supported by the RRTPO for any federal discretionary grants and earmark funding, and the RRTPO will amend the TIP to add these projects to the constrained TIP if funding is awarded.

MPO	Richmond			
UPC NO		SCOPE	Bridge, New Construction	
SYSTEM	Urban	JURISDICTION	Ashland	OVERSIGHT
PROJECT	Vaughan Road Overpass			ADMIN BY
DESCRIPTION	From: Henry Street To: Park Street			
PROGRAM NOTE	Illustrative Project Only			L RTP ID
ROUTE/STREET	Vaughan Road			ESTIMATE
				\$ 41,152,852

MPO	Richmond			
UPC NO		SCOPE	Reconstruction w/o Added Capacity	
SYSTEM	Interstate	JURISDICTION	Chesterfield	OVERSIGHT
PROJECT	I-95/Route 10 Phase II Interchange Improvements			ADMIN BY
DESCRIPTION				
PROGRAM NOTE	Illustrative Project Only			L RTP ID
ROUTE/STREET	I-95 at VA-10			ESTIMATE
				\$ 47,329,424

MPO	Richmond			
UPC NO		SCOPE	Reconstruction w/o Added Capacity	
SYSTEM	Interstate	JURISDICTION	Chesterfield	OVERSIGHT
PROJECT	I-95/Willis Road Interchange Improvement			ADMIN BY
DESCRIPTION				
PROGRAM NOTE	Illustrative Project Only			L RTP ID
ROUTE/STREET	I-95 at Willis Road			ESTIMATE
				\$123,427,775

MPO	Richmond			
UPC NO		SCOPE	Reconstruction w/o Added Capacity	
SYSTEM	Primary	JURISDICTION	Chesterfield	OVERSIGHT
PROJECT	Route 150/Route 360 Interchange and Multimodal Improvements			ADMIN BY TBD
DESCRIPTION				
PROGRAM NOTE	Illustrative Project Only			LRTP ID FHW-153
ROUTE/STREET	Chippenham Parkway (VA-150) at US-360			ESTIMATE \$ 45,000,000

MPO	Richmond			
UPC NO		SCOPE	Roadway, New Construction	
SYSTEM	Primary	JURISDICTION	Chesterfield	OVERSIGHT
PROJECT	Powhite Parkway Extension, Phase II			ADMIN BY TBD
DESCRIPTION	From: Woolridge Road To: US-360			
PROGRAM NOTE	Illustrative Project Only			LRTP ID FHW-904 FHW-905
ROUTE/STREET	Powhite Parkway (VA-76)			ESTIMATE \$ 500,000,000

MPO	Richmond			
UPC NO		SCOPE	Reconstruction w/o Added Capacity	
SYSTEM	Primary	JURISDICTION	Chesterfield	OVERSIGHT
PROJECT	Route 150/Route 60 Interchange and Multi-modal Improvements			ADMIN BY TBD
DESCRIPTION				
PROGRAM NOTE	Illustrative Project Only			LRTP ID FHW-154
ROUTE/STREET	Chippenham Parkway (VA-150) at US-60			ESTIMATE \$ 24,444,160

MPO	Richmond				
UPC NO		SCOPE	Roadway, New Construction		
SYSTEM	Interstate	JURISDICTION	Henrico	OVERSIGHT	
PROJECT	Short Pump Area Improvements - N. Gayton Rd Interchange			ADMIN BY	TBD
DESCRIPTION					
PROGRAM NOTE	Illustrative Project Only			LRTP ID	FHW-32
ROUTE/STREET	I-64 at N. Gayton Rd.			ESTIMATE	\$ 96,000,000

MPO	Richmond				
UPC NO		SCOPE	Reconstruction w/o Added Capacity		
SYSTEM	Primary	JURISDICTION	Henrico	OVERSIGHT	
PROJECT	Short Pump Area Improvements - W. Broad St. Interchange			ADMIN BY	TBD
DESCRIPTION					
PROGRAM NOTE	Illustrative Project Only			LRTP ID	FHW-55
ROUTE/STREET	I-64 at W. Broad St. (US-250)			ESTIMATE	\$ 118,000,000

MPO	Richmond				
UPC NO		SCOPE	Reconstruction w/ Added Capacity		
SYSTEM	Interstate	JURISDICTION	Henrico	OVERSIGHT	
PROJECT	Short Pump Area Improvements - I-295 Improvements			ADMIN BY	TBD
DESCRIPTION	From: I-64 To: Nuckols Rd				
PROGRAM NOTE	Illustrative Project Only			LRTP ID	FHW-34
ROUTE/STREET	I-295			ESTIMATE	\$ 19,000,000

MPO	Richmond			
UPC NO		SCOPE	Reconstruction w/ Added Capacity	
SYSTEM	Primary	JURISDICTION	Goochland	OVERSIGHT
PROJECT	Short Pump Area Improvements - 288 SB Auxiliary Lane			ADMIN BY TBD
DESCRIPTION	From: I-64 To: Tuckahoe Creek Parkway			
PROGRAM NOTE	Illustrative Project Only			LRTP ID FHW-159
ROUTE/STREET	VA-288			ESTIMATE \$ 29,000,000

MPO	Richmond			
UPC NO		SCOPE	Reconstruction w/ Added Capacity	
SYSTEM	Primary	JURISDICTION	Goochland	OVERSIGHT
PROJECT	Short Pump Area Improvements - VA-288/W. Broad St. Interchange Improvements & 288 NB Auxiliary Lane			ADMIN BY TBD
DESCRIPTION				
PROGRAM NOTE	Illustrative Project Only			LRTP ID FHW-163
ROUTE/STREET	VA-288 at W. Broad St. (US-250)			ESTIMATE \$ 22,000,000

Modifications

Introduction

The TIP is an ever-evolving list of transportation priorities. It changes on a regular basis to include new projects or project phases. A TIP modification is any change that is made between full updates of the TIP. There are three types of TIP modifications: (1) amendments, (2) administrative modifications, and (3) technical corrections. RRTPO coordinates modifications with VDOT and DRPT to ensure consistency between the TIP and the STIP. All completed modifications are listed on the impacted project page and in a separate Amendments and Adjustments document on the RRTPO website for easy reference.

Amendments

TIP amendments are the most significant type of TIP modification. An amendment involves a major change to a project. The list below provides examples of TIP amendments:

- Adding or removing a project or phase
- Changing the start date significantly for the project or phase
- Revising the design concept or scope in a significant way such as changing the project limits, the number of lanes in a highway project, or the number of stations for a transit project

- Modifying the TIP in any way that triggers an updated air quality conformity analysis
- Increasing project or phase cost. Details about the sliding scale used to determine if a cost increase is significant can be found in [the STIP procedures manual here](#).

All amendments are made available for public review and comment consistent with the [Public Engagement Plan](#). Amendments require an updated demonstration of fiscal constraint and, if the project is not exempt, a determination of air quality conformity. Amendments are incorporated into the STIP and are subject to Federal approval.

Amendments are reviewed by the Technical Advisory Committee (TAC) and approved by the Policy Board.

Administrative Modifications

Administrative modifications, also known as adjustments, are minor changes to the TIP. Examples of minor changes include:

- Changing the start date for the project or phase by a small amount
- Revising the design concept or scope in a limited way
- Increasing project or phase cost below the sliding scale threshold for an amendment

- Revising the funding source such as updating the type of federal funding or replacing non-Federal with Federal funding
- Splitting or combining projects already included in the TIP without changes to cost, scope, or schedule
- Updating the project or phase name
- Switching the lead agency administering the project

Administrative modifications do not undergo public review, a demonstration of fiscal constraint, or a determination of air quality conformity. These modifications do not require Federal approval.

Administrative modifications are processed by RRTPO staff with the agreement of the affected locality or agency and submitted to VDOT or DRPT as needed.

Technical Corrections

The last type of modification is the technical correction. These corrections include typographical, grammatical, or syntactical errors that address, for example, an error in spelling, grammar, deletion of a redundant word or formatting that was inadvertently published. It does not include changes to funding amounts. Technical corrections do not require Federal approval.

Performance Targets

Introduction

Federal law establishes performance measures to ensure states and metropolitan planning organizations (MPOs) are investing in projects that contribute towards national goals. The USDOT has published rules for states and MPOs to collect data and establish performance targets that will support performance-based investment decisions. The Transportation Improvement Program (TIP) must include a description of the anticipated effect of the TIP toward achieving the performance targets identified by the MPO. The TIP must also demonstrate the link between investment priorities in the TIP and achievement of performance targets in the plans. A summary of each set of performance targets and the relation to investment decisions is included below.

Roadway Safety

This measure focuses on reducing fatal and severe injuries for all users, including both motorized and non-motorized modes of travel. Fatalities and injuries are measured in both total number and rate per 100 million vehicle miles travelled (VMT). A separate target is also set for non-motorized modes such as biking and walking to reflect the importance of protecting more vulnerable road users. The safety target is reviewed annually. The RRTPO has adopted the following targets for 2023.

Table 1: Roadway Safety Performance Targets

Target Description	Target
Fatalities	103
Fatalities per 100M VMT	0.986
Serious Injuries	886
Serious Injuries per 100M VMT	8.462
Non-Motorized Fatalities & Serious Injuries	113

To achieve the targets for fatalities and injuries across the region, funding is prioritized in both state and regionally administered programs for projects that are expected to reduce crashes resulting in fatalities or severe injuries. Some of the major funding programs with a focus on safety in evaluating applications are summarized below.

Table 2: Safety Weighting in Funding

Funding Program	Weight
RSTP (RRTPO)	25%
CMAQ (RRTPO)	25%
VHSIP (state)	100%
Smart Scale (state)	20%
CVTA regional (CVTA)	38.5%

In the FY24 – FY27 TIP, \$40,213,747 in Highway Safety Improvement Program (HSIP) funding is dedicated to safety improvements throughout the region.

Beyond dedicated safety funds, the Safety/ITS/Operational Improvements project group has

\$274,712,462 dedicated to improvements which enhance safety and operations on existing roadways.

To improve the safety of more vulnerable non-motorized road users, \$82,373,060 is programmed toward active transportation improvements in the Transportation Alternatives/Byway/Non-Traditional project group. These investments are expected to provide safer connections for non-motorized road users, reducing fatalities and serious injuries.

Pavement Condition

This measure focuses on the condition of pavements along interstates and non-interstates that form the National Highway System (NHS). In planning and programming federal funds, MPOs are required to emphasize preservation of the existing transportation system. The RRTPO has adopted the following targets for pavement conditions for the next four years.

Table 3: Pavement Condition Performance Targets

Target Description	Target
Interstate Pavement in Good Condition	45%
Interstate Pavement in Poor Condition	3%
Non-Interstate Pavement in Good Condition	25%
Non-Interstate Pavement in Poor Condition	5%

Highways maintenance is primarily the responsibility of the Virginia Department of Transportation, particularly in the case of the interstates and state primary highways that form the NHS. Some localities including the Town of Ashland, Henrico County, and the City of

Richmond own and maintain their own roadways to varying extents.

To ensure pavements throughout the state are maintained in good condition, funding for maintenance is set aside before distribution to the various competitive programs. Additionally, the State of Good Repair program makes funding for reconstruction and rehabilitation available for interstate and primary routes through a prioritization process.

In the FY24 – FY27 TIP, \$134,737,913 in federal funds are programmed for Preventive Maintenance and System Preservation. These funds are expected to help meet the pavement condition targets and represent approximately 22% of the total federal funding programmed in the TIP.

Bridge Condition

This measure is like the pavement condition target but focused on the condition of the deck or surface of bridges on the National Highway System (NHS) that are included in the National Bridge Inventory (NBI). The RRTPO has adopted the following targets for bridge deck condition for the next four years:

Table 4: Bridge Condition Performance Targets

Target Description	Target
Deck Area of Bridges in Good Condition	25.1%
Deck Area of Bridges in Poor Condition	3.6%

The primary funding source for bridge rehabilitation is the State of Good Repair program. This program provides funding for structurally deficient bridges (bridges in poor condition). Other funding programs such as RSTP or the Central Virginia Transportation Authority (CVTA) regional program have also provided funding for bridge projects.

Bridge funding generally falls under either preventive maintenance, including deck overlays and inspections, or bridge rehabilitation, replacement, or reconstruction project groups. These two funds program \$227,957,388 to support these bridge deck condition targets.

Roadway Performance

This measure focuses on the consistency or dependability in the travel time of a trip weighted by the number of people travelling along a corridor. This measure looks at the longest 20% of travel times along the corridor relative to the median travel time. If travel time is at least 50% longer than normal during the worst periods, the segment is deemed unreliable. Each road segment is weighted by length, traffic volume, and vehicle occupancy to calculate the percentage of person-miles that are reliable. RRTPO has adopted the following targets for the next four years.

Table 5: Reliability Performance Targets

Target Description	Target
Person-Miles Travelled that are Reliable (Interstate)	85%

Person-Miles Travelled that are Reliable (Non-Interstate)	88%
---	-----

To achieve the targets for reliability across the region, funding is prioritized in both state and regionally administered programs for projects that are expected to reduce congestion and improve reliability. While congestion is not the same as reliability, the two measures are closely related. Congested roads are more likely to experience delays due to unexpected events (such as crashes or lane closures) and reducing non-recurrent congestion improves reliability. Some of the major funding programs with a focus on congestion or reliability in evaluating applications are summarized below.

Table 6: Reliability and Congestion Weighting in Funding

Funding Program	Weight
RSTP (RRTPO)	15%
CMAQ (RRTPO)	15%
Smart Scale (state)	15%
CVTA regional (CVTA)	23%

Improvements to congestion bottlenecks and unreliable segments of the NHS are expected to improve regional performance toward these measures. Identified projects based on the RRTPO's Congestion Management Process (CMP) include:

- UPC 102952 - RTE 10 (I-95 - Rt 1) - WIDENING
- UPC 120374 - #164CIP - I-64WB EXIT 181 IMPROVE INTERCHANGE CONFIGURATION

- Grouped projects (Construction: Safety/ITS/Operational Improvements):
 - UPC 101034 - #HB2.FY17 RTE 6 PATTERSON AVE AT PARHAM RD INTERSECTION
 - UPC 112051 - I-195- SAFETY IMPROVEMENTS
 - UPC 115412 - #SMART20 - RCUT Route 60 and Woolridge\Old Buckingham

Freight Movement

This measure is like roadway performance but focuses on the reliability of travel for trucks on the interstates. This measure looks at the median travel time and compares it with the longest five percent (5%) of travel times for the same corridor. A lower Target (closer to one) indicates more reliable travel. The RRTPO has adopted the following target for the next four years.

Table 7: Truck Reliability Performance Target

Target Description	Target
Truck Travel Time Reliability Index	<1.56

To achieve the targets for truck travel time reliability across the region, funding is prioritized in both state and regionally administered programs for projects that are expected to reduce congestion and improve reliability, with a focus on truck movement. As noted under roadway performance, congestion and reliability are closely connected and improvements to congestion often improve reliability. Some of the major funding programs with a focus on congestion or

reliability for truck travel in evaluating applications are summarized below.

Table 8: Freight Reliability in Funding

Funding Program	Weight
RSTP (RRTPO)	3.75%
CMAQ (RRTPO)	3.75%
Smart Scale (state)	4%

Improvements to unreliable freight segments of the interstate are expected to improve regional performance toward these measures. Identified projects based on the RRTPO's Congestion Management Process (CMP) include:

- UPC 107458 - #HB2.FY17 RTE 64 - MAJOR WIDENING
- Grouped Projects (Construction: Safety/ITS/Operational Improvements)
 - UPC 109320 - #HB2.FY17 SB I95 Belvidere St Interchange Safety Improvement
 - UPC 109321 - #HB2.FY17 RTE 95 - IMPROVE INTERCHANGE AT MAURY ST
 - UPC 109322 - #HB2.FY17 RTE 95 - IMPROVE INTERCHANGE AT RTE 10

Transit Asset Management

This measure focuses on the condition of vehicles and facilities owned and operated by public transportation service providers. All rail operators and fixed and non-fixed route providers with more than 100 vehicles (Tier 1 agencies) set their own performance targets and

develop a Transit Asset Management (TAM) plan. Smaller, non-rail providers (Tier 2 agencies) can choose to follow a group asset management plan developed by the state rather than developing their own targets. The Greater Richmond Transit Company (GRTC) is a Tier 1 agency.

GRTC has adopted policies for asset management for revenue vehicles, non-revenue vehicles, and facility conditions in the [Transit Asset Management Plan](#). The targets for vehicles are set as a percentage of vehicles at or beyond their [useful life benchmarks \(ULB\)](#), an FTA developed measure of expected useful life of a vehicle. Facilities are assessed based on the percentage classified as marginal or poor (less than 3 on the 5-point TERM scale). A summary of the targets by asset class for 2023 is included below.

Table 9: GRTC TAM Performance Targets

Target Description	Target
Rolling Stock	
AO - Automobile	35%
BU – Bus	20%
BR – Over the Road Bus	20%
CU - Cutaway	35%
Equipment	
Automobiles	100%
Trucks & Other Rubber Tired Vehicles	72%
Facilities	
Administrative/Maintenance Facilities	33%
Passenger/Parking Facilities	10%

In addition to GRTC, the eastern portions of the region are served by Bay Transit, a nonprofit community transit service. Bay Transit is a Tier 2 provider which has opted into the state-sponsored group plan published October 1, 2022. The performance targets for 2023 are summarized below.

Table 10: DRPT Tier 2 TAM Performance Targets

Target Description	Target
Rolling Stock	
AB – Articulated Bus	5%
BU – Bus	15%
BR – Over the Road Bus	15%
CU - Cutaway	10%
MV – Minivan	20%
VN – Van	20%
Equipment	
Automobiles	30%
Trucks & Other Rubber Tired Vehicles	30%
Facilities	
Administrative Facilities	10%
Maintenance Facilities	10%
Passenger Facilities	15%
Parking Facilities	10%

In allocating funds, DRPT prioritizes State capital assistance provided to transit agencies via the [MERIT Capital Assistance Program](#). The MERIT program is designed to favor projects that:

- Achieve the statewide policy objective of maintaining a state of good repair of existing assets and,
- Have the greatest impact on the provision of public transportation services throughout the state.

To achieve these targets, the region is investing significantly in the replacement of rolling stock. In total, the TIP programs \$44,598,150 for maintaining GRTC's fleet in a state of good repair.

Additionally, just over \$1 million is planned to be invested in support vehicles and \$575,000 is programmed to renovations of administrative and maintenance facilities. These investments will help the region to meet the designated targets for asset management.

Transit Safety

This measure focuses on the safety of public transportation, specifically fatalities, injuries, safety events, and the frequency of these incidents in terms of both of revenue miles and distance. All rail operators and fixed and non-fixed route providers with more than 100 vehicles (Tier 1 agencies) set their own performance targets and develop a Transit Asset Management (TAM) plan. Smaller, non-rail providers (Tier 2 agencies) can choose to follow a group asset management plan developed by the state rather than developing their own targets. The Greater Richmond Transit Company (GRTC) is a Tier 1 agency.

GRTC has developed policies and targets for reducing fatalities, injuries and safety events which were originally adopted on July 21, 2020. The targets for 2023 are summarized below.

Table 11: GRTC Safety Targets

Target Description	Target
Fixed Route	
Fatalities (total reportable)	0
Fatalities (per revenue mile)	0
Injuries (total reportable)	108
Injuries (per revenue mile)	0.13
Safety Events (total)	144
Safety Events (per revenue mile)	0.22
Distance between Major Failures	9,500 mi.
Distance between Minor Failures	3,200 mi.
Paratransit/Demand Response	
Fatalities (total reportable)	0
Fatalities (per revenue mile)	0
Injuries (total reportable)	60
Injuries (per revenue mile)	0.05
Safety Events (total)	96
Safety Events (per revenue mile)	0.15
Distance between Major Failures	15,500 mi.
Distance between Minor Failures	5,200 mi.

To achieve these safety targets, the region has prioritized investments in preventive maintenance for GRTC rolling stock. Total spending on preventive maintenance exceeds \$33 million for the four years covered by the TIP.

The TIP also programs \$600,000 in additional security equipment for the GRTC system. This equipment will help to reduce injuries and safety events on the system.

Congestion Mitigation & Air Quality

As an attainment area under the 2015 National Ambient Air Quality Standards (NAAQS), RRTPO is not required to adopt the CMAQ standards.

Conformity Assessment

Introduction

The Richmond-Petersburg Area was previously designated a nonattainment area under the 1997 ozone standard and later a maintenance area before being designated an attainment area under the 2008 ozone standard. The area is currently in attainment for all standards including the 2015 ozone standard.

In February 2018, the D.C. Circuit Court issued a decision in *South Coast Air Quality Management District v. EPA* which impacted areas like the Richmond-Petersburg Area that had been designated nonattainment and/or maintenance under the 1997 ozone standard but designated attainment under the 2008 ozone standard. One of those impacts is that new, updated, or amended Transportation Improvement Program and Long-Range Transportation Plan must

demonstrate conformity in keeping with the anti-backsliding requirements associated with the revocation of the 1997 ozone standard.

A copy of the Richmond Regional Conformity Assessment report which includes the FY 2024-2027 Transportation Improvement Program and 2045 Long-Range Transportation Plan (as well as the Tri-cities area plans) for the 1997 ozone standard can be [found on the RRTPO website](#). The conformity analysis was prepared in accordance with EPA's November 24, 1993, Final Rule on Criteria and Procedures for Determining Conformity and subsequent rulemakings related to ozone. The RRTPO resolution approving the conformity analysis is attached as an informational item.

Self-Certification



**POLICY BOARD AGENDA 5/18/23; ITEM B-2.
MPO Self-Certification**

Richmond Regional Transportation Planning Organization

On motion by Kevin P. Carroll, seconded by Cynthia I. Newbille, the members of the RRTPO Policy Board voted to approve the following resolution:

Resolved, that the Richmond Regional Transportation Planning Organization hereby certifies that in accordance with 23 Code of Federal Regulations (CFR) Part 450 Section 336 Self-certification and Federal certifications, the metropolitan transportation planning process is being carried out in accordance with all applicable requirements including:

1. 23 U.S.C. 134, 49 U.S.C. 5303, and 23 CFR 450.336;
2. Sections 174 and 176(c) and (d) of the Clean Air Act, as amended (42 U.S.C. 7504, 7506(c) and (d)) and 40 CFR part 93;
3. Title VI of the Civil Rights Act of 1964, as amended (42 U.S.C. 2000d-1) and 49 CFR part 21;
4. 49 U.S.C. 5332, prohibiting discrimination on the basis of race, color, creed, national origin, sex, or age in employment or business opportunity;
5. Section 1101(b) of the FAST Act (Pub. L. 114-357) and 49 CFR part 26 regarding the involvement of disadvantaged business enterprises in DOT funded projects;
6. 23 CFR part 230, regarding the implementation of an equal employment opportunity program on Federal and Federal-aid highway construction contracts;
7. The provisions of the Americans with Disabilities Act of 1990 (42 U.S.C. 12101 et seq.) and 49 CFR parts 27, 37, and 38;
8. The Older Americans Act, as amended (42 U.S.C. 6101), prohibiting discrimination on the basis of age in programs or activities receiving Federal financial assistance;
9. Section 324 of title 23 U.S.C. regarding the prohibition of discrimination based on gender; and
10. Section 504 of the Rehabilitation Act of 1973 (29 U.S.C. 794) and 49 CFR part 27 regarding discrimination against individuals with disabilities.

This is to certify that the Richmond Regional Transportation Planning Organization (RRTPO) Policy Board approved the above resolution at its meeting held May 18, 2023.

Attest:



Chet Parsons
RRTPO Secretary

5/22/23

Date:

Attest:



Mark Riblett
Assistant Richmond District Engineer

5/26/23

Date:

Richmond Regional Transportation Planning Organization




John L. Lumpkins Jr
John L. Lumpkins, RRTPO Chair

5/26/23

Date

Virginia Department of Transportation



Dale R. Totten
Richmond District Engineer

5/26/23

Date

Resolution of Approval



POLICY BOARD AGENDA 5/18/23

FY24 – FY27 Transportation Improvement Program

Richmond Regional Transportation Planning Organization

On motion by W. Canova Peterson, seconded by Cynthia I. Newbille, the members of the RRTPO Policy Board voted to approve the following resolution.

Resolved, that the Richmond Regional Transportation Planning Organization (RRTPO) adopts the FY24 – FY27 Transportation Improvement Program as presented.

This is to certify that the Richmond Regional Transportation Planning Organization Policy Board approved the above resolution at its meeting held May 18, 2023.

WITNESS:

BY:



Janice Firestone
Program Manager
PlanRVA



Chet Parsons
Secretary
Richmond Regional Transportation
Planning Organization

Public Engagement and Comments

Introduction

The Richmond Regional Transportation Planning Organization (RRTPO) is committed to providing opportunities for the public to learn about and participate in the development of regional transportation plans. Regarding the development of the Transportation Improvement Program (TIP), federal regulations stipulate that the TIP development process must include opportunities for public involvement (23 CFR 450.324(b)), as outlined in the RRTPO's Public Engagement Plan (23 CFR 450.316(a)).

TIP Development Process

The RRTPO's Public Engagement Plan was adopted in March 2020 guide outreach and engagement efforts as part of the development of the FY24 – FY27 TIP. Major milestones in the development of the TIP include:

1. Develop draft project schedule and public outreach strategy. (Summer 2022)
2. Present project schedule to Technical Advisory Committee (TAC). (August 2022)
3. Develop TIP website for public review and increased transparency. (Fall 2022)
4. Develop draft TIP document in coordination with VDOT, DRPT, and member agencies. (Winter 2022 – 2023)
5. Approve project list for conformity. (March 2023)
6. Open public review of draft TIP. (March 2023)

7. Review public comments and respond. (April 2023)
8. Adopt FY24 – FY27 TIP. (May 2023)

Outreach Efforts and Opportunities

In developing the TIP, the RRTPO aims for both broad and targeted outreach. The Public Engagement Plan requires the TPO to develop a project specific engagement strategy which employs best practices as identified in [the public engagement toolkit](#). For this TIP, the TPO settled on four major forms of engagement:

- Public Meetings
- Mailing/Email Lists
- Open Houses, and
- A new TIP website

Major decisions and announcements are always handled by the TPO in public meetings, making this tool a natural fit for updates and seeking public comment on the TIP. All meetings of the RRTPO and its various committees are livestreamed online, available for later viewing in a video archive, and allow for public comment both in person and virtually. Major presentations or actions by the RRTPO policy board and technical advisory committee include schedule updates (2 meetings), project review and approval (2 meetings), and adoption of the TIP (2 meetings).

The RRTPO also maintains a mailing list of interested parties which is used to provide opportunities for input on major planning efforts. This list was used as part of the TIP development to notify the public of upcoming board meetings and comment opportunities. In total 209 people were contacted through this list and invited to participate in the planning process. Both the RRTPO website and the TIP website offered public opportunities to subscribe to RRTPO updates.

The third approach to engagement used in developing the TIP was open houses during the public comment period. RRTPO staff hosted one (1) open house which was advertised in the Richmond Times Dispatch and the Richmond Free Press in the two weeks leading up to the event. Additionally, the public comment period and open house was promoted on social media platforms including LinkedIn, Facebook, and Twitter.

Finally, the RRTPO took a web-first approach to developing the TIP with project information and mapping available at a new website: <https://www.rrtpotip.org>. This interactive page allowed anyone interested in the TIP to view project information, search by map or project information, and provide comments in general and directly on projects. A total of 809 unique visitors used the site during the 30-day review period. Three (3) comments were submitted requesting to be added to the interested parties list, but no substantive comments were received which required a response or changes to the plan.

Opportunities to comment on the TIP are not limited to the TIP update process. The TIP is regularly revised to accommodate projects development schedules. The RRTPO welcomes input on specific projects contained in the TIP and the format of the TIP on an on-going basis. The TIP website will be used to provide notice of any amendments during the life of the TIP and will serve as a key component of continuous public engagement.

Public Comments and Responses

No comments requiring a response were submitted during the public review period.